

# STATE OF ARIZONA OFFICIAL CANVASS

2006 General Election - November 7, 2006  
 Compiled and Issued by the Arizona Secretary of State

	Apache	Cochise	Coconino	Gila	Graham	Greenlee	La Paz	Maricopa	Mohave	Navajo	Pima	Pinal	Santa Cruz	Yavapai	Yuma	TOTAL
Total Eligible Registration	38,581	58,138	65,977	26,194	14,840	4,208	7,211	1,484,434	89,939	57,348	435,391	102,799	21,673	103,042	58,626	2,568,401
Total Ballots Cast	19,114	36,878	38,708	16,953	7,919	2,177	3,919	899,484	46,870	27,090	284,935	57,870	8,409	73,472	29,234	1,553,032
Total Voter Turnout Percent	49.54	63.43	58.67	64.72	53.36	51.73	54.35	60.59	52.11	47.24	65.44	56.29	38.80	71.30	49.87	60.47
<b>PRECINCTS</b>	45	64	85	39	18	8	12	1,142	73	70	409	74	24	104	42	2,209

**U.S. SENATOR**

(DEM) Jim Pederson	11,402	14,849	20,610	6,643	2,194	942	1,457	364,661	16,998	11,785	144,275	24,790	4,892	26,340	12,303	664,141
(LBT) Richard Mack	831	1,302	1,448	533	516	119	173	26,733	1,981	951	7,936	1,836	197	2,849	826	48,231
(REP) Jon Kyl *	6,530	20,194	16,003	9,512	5,127	1,068	2,203	491,721	26,964	13,927	128,987	30,379	3,067	43,219	15,497	814,398
(Write-In) Stephen Baker (Write-In)	0	0	1	0	0	0	0	2	1	0	3	0	0	0	0	7
(Write-In) Ray Caplette (Write-In)	0	0	0	0	0	0	0	2	0	0	1	0	0	0	2	5

**U.S. REPRESENTATIVE IN CONGRESS - DISTRICT NO. 1**

(DEM) Ellen Simon	9,276	---	20,737	6,432	2,182	935	---	---	---	10,098	---	11,113	---	27,918	---	88,691
(LBT) David Schlosser	563	---	1,899	709	266	73	---	---	---	1,096	---	991	---	4,205	---	9,802
(REP) Rick Renzi *	8,967	---	15,124	9,396	5,359	1,097	---	---	---	14,741	---	11,312	---	39,650	---	105,646

**U.S. REPRESENTATIVE IN CONGRESS - DISTRICT NO. 2**

(DEM) John Thrasher	---	---	124	---	---	---	8	72,780	16,323	436	---	---	---	0	---	89,671
(LBT) Powell Gammill	---	---	8	---	---	---	1	4,114	1,574	37	---	---	---	0	---	5,734
(REP) Trent Franks *	---	---	40	---	---	---	4	108,017	26,954	135	---	---	---	0	---	135,150
(Write-In) William Crum (Write-In)	---	---	0	---	---	---	0	4	1	0	---	---	---	0	---	5

**U.S. REPRESENTATIVE IN CONGRESS - DISTRICT NO. 3**

(DEM) Herb Paine	---	---	---	---	---	---	---	72,586	---	---	---	---	---	---	---	72,586
(LBT) Mark Yannone	---	---	---	---	---	---	---	4,744	---	---	---	---	---	---	---	4,744
(REP) John Shadegg *	---	---	---	---	---	---	---	112,519	---	---	---	---	---	---	---	112,519

**U.S. REPRESENTATIVE IN CONGRESS - DISTRICT NO. 4**

(DEM) Ed Pastor *	---	---	---	---	---	---	---	56,464	---	---	---	---	---	---	---	56,464
(LBT) Ronald Harders	---	---	---	---	---	---	---	2,770	---	---	---	---	---	---	---	2,770
(REP) Don Karg	---	---	---	---	---	---	---	18,627	---	---	---	---	---	---	---	18,627

\* Elected

# STATE OF ARIZONA OFFICIAL CANVASS

2006 General Election - November 7, 2006  
Compiled and Issued by the Arizona Secretary of State

	Apache	Cochise	Coconino	Gila	Graham	Greenlee	La Paz	Maricopa	Mohave	Navajo	Pima	Pinal	Santa Cruz	Yavapai	Yuma	TOTAL
<b>U.S. REPRESENTATIVE IN CONGRESS - DISTRICT NO. 5</b>																
(DEM) Harry Mitchell *	---	---	---	---	---	---	---	101,838	---	---	---	---	---	---	---	101,838
(LBT) Warren Severin	---	---	---	---	---	---	---	6,357	---	---	---	---	---	---	---	6,357
(REP) J.D. Hayworth	---	---	---	---	---	---	---	93,815	---	---	---	---	---	---	---	93,815
<b>U.S. REPRESENTATIVE IN CONGRESS - DISTRICT NO. 6</b>																
(LBT) Jason M. Blair	---	---	---	---	---	---	---	45,802	---	---	---	5,483	---	---	---	51,285
(REP) Jeff Flake *	---	---	---	---	---	---	---	137,777	---	---	---	14,424	---	---	---	152,201
<b>U.S. REPRESENTATIVE IN CONGRESS - DISTRICT NO. 7</b>																
(DEM) Raul M. Grijalva *	---	---	---	---	---	---	1,552	8,626	---	---	49,850	2,687	4,442	---	13,197	80,354
(LBT) Joe Cobb	---	---	---	---	---	---	199	664	---	---	2,386	208	107	---	1,109	4,673
(REP) Ron Drake	---	---	---	---	---	---	1,921	8,637	---	---	17,921	2,773	1,436	---	13,810	46,498
<b>U.S. REPRESENTATIVE IN CONGRESS - DISTRICT NO. 8</b>																
(DEM) Gabrielle Giffords *	---	17,889	---	---	---	---	---	---	---	---	116,043	2,449	1,274	---	---	137,655
(IND) Jay Quick	---	783	---	---	---	---	---	---	---	---	3,523	62	40	---	---	4,408
(LBT) David F. Nolan	---	722	---	---	---	---	---	---	---	---	4,037	62	28	---	---	4,849
(REP) Randy Graf	---	16,807	---	---	---	---	---	---	---	---	86,386	2,725	872	---	---	106,790
(Write-In) Russ Dove (Write-In)	---	0	---	---	---	---	---	---	---	---	7	0	0	---	---	7
(Write-In) Leo F. Kimminau, Sr. (Write-In)	---	0	---	---	---	---	---	---	---	---	4	0	0	---	---	4
(Write-In) Paul Price (Write-In)	---	5	---	---	---	---	---	---	---	---	2	0	0	---	---	7
<b>GOVERNOR</b>																
(DEM) Janet Napolitano *	14,475	21,416	28,551	10,586	4,348	1,486	2,353	538,383	25,400	17,368	195,305	35,428	6,482	40,848	17,401	959,830
(LBT) Barry J. Hess, II	692	922	872	358	161	58	138	16,888	1,129	658	4,794	1,116	160	1,587	735	30,268
(REP) Len Munsil	3,627	14,038	8,879	5,803	3,306	588	1,342	332,570	19,588	8,708	82,052	20,716	1,634	30,203	10,474	543,528
(Write-In) Arthur Ray Arvizu (Write-In)	0	0	1	0	0	0	0	9	0	0	0	0	0	0	0	10
(Write-In) Robert B. Winn (Write-In)	1	0	0	0	0	0	0	1	0	0	0	1	0	0	0	3
(Write-In) Brian Wright (Write-In)	0	1	1	0	0	0	0	2	1	0	0	0	0	1	0	6
<b>STATE SENATOR - DISTRICT NO. 1</b>																
(DEM) Jo Kelleher	---	---	4,882	---	---	---	---	---	---	---	---	---	---	20,613	---	25,495
(LBT) Terry Dunn	---	---	564	---	---	---	---	---	---	---	---	---	---	2,323	---	2,887

\* Elected

# STATE OF ARIZONA OFFICIAL CANVASS

2006 General Election - November 7, 2006  
 Compiled and Issued by the Arizona Secretary of State

	Apache	Cochise	Coconino	Gila	Graham	Greenlee	La Paz	Maricopa	Mohave	Navajo	Pima	Pinal	Santa Cruz	Yavapai	Yuma	TOTAL
(REP) Tom O'Halleran *	---	---	6,012	---	---	---	---	---	---	---	---	---	---	38,701	---	44,713
<b>STATE SENATOR - DISTRICT NO. 2</b>																
(DEM) Albert Hale *	10,675	---	14,119	---	---	---	---	---	72	5,865	---	---	---	0	---	30,731
(MARK HAUGHWOUT) Mark Haughwout	696	---	1,720	---	---	---	---	---	6	341	---	---	---	0	---	2,763
(REP) Royce Jenkins	2,115	---	6,629	---	---	---	---	---	31	1,319	---	---	---	0	---	10,094
<b>STATE SENATOR - DISTRICT NO. 3</b>																
(DEM) Noah Harris	---	---	948	---	---	---	693	---	16,830	---	---	---	---	---	---	18,471
(REP) Ron Gould *	---	---	1,314	---	---	---	1,130	---	27,513	---	---	---	---	---	---	29,957
<b>STATE SENATOR - DISTRICT NO. 4</b>																
(DEM) Ed Gogek	---	---	---	---	---	---	---	30,634	---	---	---	---	---	3,267	---	33,901
(REP) Jack Harper *	---	---	---	---	---	---	---	43,471	---	---	---	---	---	5,478	---	48,949
<b>STATE SENATOR - DISTRICT NO. 5</b>																
(DEM) Phil Cobb	1,689	---	0	6,567	2,615	1,051	---	---	---	7,500	---	0	---	---	---	19,422
(REP) Jake Flake *	3,422	---	0	9,464	5,093	1,024	---	---	---	11,319	---	0	---	---	---	30,322
<b>STATE SENATOR - DISTRICT NO. 6</b>																
(DEM) Jim Larson	---	---	---	---	---	---	---	21,477	---	---	---	---	---	---	---	21,477
(REP) Pamela Gorman *	---	---	---	---	---	---	---	29,255	---	---	---	---	---	---	---	29,255
<b>STATE SENATOR - DISTRICT NO. 7</b>																
(DEM) Lisa Black	---	---	---	---	---	---	---	23,860	---	---	---	---	---	---	---	23,860
(REP) Jim Waring *	---	---	---	---	---	---	---	31,735	---	---	---	---	---	---	---	31,735
<b>STATE SENATOR - DISTRICT NO. 8</b>																
(DEM) Dan Oseran	---	---	---	---	---	---	---	24,029	---	---	---	---	---	---	---	24,029
(REP) Carolyn S. Allen *	---	---	---	---	---	---	---	44,011	---	---	---	---	---	---	---	44,011
<b>STATE SENATOR - DISTRICT NO. 9</b>																
(DEM) Steve Poe	---	---	---	---	---	---	---	24,623	---	---	---	---	---	---	---	24,623
(REP) Robert "Bob" Burns *	---	---	---	---	---	---	---	29,430	---	---	---	---	---	---	---	29,430

\* Elected

# STATE OF ARIZONA OFFICIAL CANVASS

2006 General Election - November 7, 2006  
 Compiled and Issued by the Arizona Secretary of State

	Apache	Cochise	Coconino	Gila	Graham	Greenlee	La Paz	Maricopa	Mohave	Navajo	Pima	Pinal	Santa Cruz	Yavapai	Yuma	TOTAL
<b>STATE SENATOR - DISTRICT NO. 10</b>																
(DEM) Martin James Monroe	---	---	---	---	---	---	---	15,416	---	---	---	---	---	---	---	15,416
(REP) Linda Gray *	---	---	---	---	---	---	---	20,040	---	---	---	---	---	---	---	20,040
<b>STATE SENATOR - DISTRICT NO. 11</b>																
(DEM) Ann Wallack	---	---	---	---	---	---	---	28,183	---	---	---	---	---	---	---	28,183
(REP) Barbara Leff *	---	---	---	---	---	---	---	34,533	---	---	---	---	---	---	---	34,533
<b>STATE SENATOR - DISTRICT NO. 12</b>																
(REP) Robert Blendu *	---	---	---	---	---	---	---	39,627	---	---	---	---	---	---	---	39,627
<b>STATE SENATOR - DISTRICT NO. 13</b>																
(DEM) Richard Miranda *	---	---	---	---	---	---	---	13,979	---	---	---	---	---	---	---	13,979
<b>STATE SENATOR - DISTRICT NO. 14</b>																
(DEM) Debbie McCune-Davis *	---	---	---	---	---	---	---	11,003	---	---	---	---	---	---	---	11,003
<b>STATE SENATOR - DISTRICT NO. 15</b>																
(DEM) Ken Chevront *	---	---	---	---	---	---	---	18,797	---	---	---	---	---	---	---	18,797
(REP) Andrew Smigielski	---	---	---	---	---	---	---	8,164	---	---	---	---	---	---	---	8,164
<b>STATE SENATOR - DISTRICT NO. 16</b>																
(DEM) Leah Landrum *	---	---	---	---	---	---	---	17,800	---	---	---	---	---	---	---	17,800
(REP) Daniel Veres	---	---	---	---	---	---	---	6,636	---	---	---	---	---	---	---	6,636
<b>STATE SENATOR - DISTRICT NO. 17</b>																
(DEM) Meg Burton-Cahill *	---	---	---	---	---	---	---	26,285	---	---	---	---	---	---	---	26,285
(REP) Rose Crutcher	---	---	---	---	---	---	---	15,530	---	---	---	---	---	---	---	15,530
<b>STATE SENATOR - DISTRICT NO. 18</b>																
(LBT) Rachel Kielsky	---	---	---	---	---	---	---	8,429	---	---	---	---	---	---	---	8,429
(REP) Karen S. Johnson *	---	---	---	---	---	---	---	20,122	---	---	---	---	---	---	---	20,122

\* Elected

# STATE OF ARIZONA OFFICIAL CANVASS

2006 General Election - November 7, 2006  
 Compiled and Issued by the Arizona Secretary of State

	Apache	Cochise	Coconino	Gila	Graham	Greenlee	La Paz	Maricopa	Mohave	Navajo	Pima	Pinal	Santa Cruz	Yavapai	Yuma	TOTAL
<b>STATE SENATOR - DISTRICT NO. 19</b>																
(DEM) Steven Zachary	---	---	---	---	---	---	---	21,450	---	---	---	---	---	---	---	21,450
(REP) Chuck Gray *	---	---	---	---	---	---	---	34,262	---	---	---	---	---	---	---	34,262
<b>STATE SENATOR - DISTRICT NO. 20</b>																
(DEM) Donna Gratehouse	---	---	---	---	---	---	---	25,603	---	---	---	---	---	---	---	25,603
(REP) John Huppenthal *	---	---	---	---	---	---	---	28,868	---	---	---	---	---	---	---	28,868
<b>STATE SENATOR - DISTRICT NO. 21</b>																
(REP) Jay Tibshraeny *	---	---	---	---	---	---	---	48,318	---	---	---	---	---	---	---	48,318
<b>STATE SENATOR - DISTRICT NO. 22</b>																
(DEM) Glenn A. Ray	---	---	---	---	---	---	---	23,756	---	---	---	3,582	---	---	---	27,338
(REP) Thayer Verschoor *	---	---	---	---	---	---	---	35,321	---	---	---	3,993	---	---	---	39,314
<b>STATE SENATOR - DISTRICT NO. 23</b>																
(DEM) Rebecca Rios *	---	---	---	300	---	---	---	2,016	---	---	---	21,821	---	---	---	24,137
(REP) Cheryl Chase	---	---	---	31	---	---	---	968	---	---	---	19,876	---	---	---	20,875
<b>STATE SENATOR - DISTRICT NO. 24</b>																
(DEM) Amanda Aguirre *	---	---	---	---	---	---	979	---	---	---	---	---	---	---	13,842	14,821
(REFORM PARTY) Stanley Lenihan	---	---	---	---	---	---	66	---	---	---	---	---	---	---	861	927
(REP) Russ Jones	---	---	---	---	---	---	807	---	---	---	---	---	---	---	13,741	14,548
<b>STATE SENATOR - DISTRICT NO. 25</b>																
(DEM) Marsha Arzberger *	---	13,492	---	---	---	---	---	581	---	---	7,646	562	4,177	---	---	26,458
(REP) Mary Ann Black	---	10,338	---	---	---	---	---	746	---	---	6,242	634	1,523	---	---	19,483
<b>STATE SENATOR - DISTRICT NO. 26</b>																
(DEM) Charlene Pesquiera *	---	---	---	---	---	---	---	---	---	---	33,946	2,123	---	---	---	36,069
(REP) Al Melvin	---	---	---	---	---	---	---	---	---	---	32,530	3,084	---	---	---	35,614
<b>STATE SENATOR - DISTRICT NO. 27</b>																
(DEM) Jorge Luis Garcia *	---	---	---	---	---	---	---	---	---	---	31,484	---	---	---	---	31,484

\* Elected

# STATE OF ARIZONA OFFICIAL CANVASS

2006 General Election - November 7, 2006  
 Compiled and Issued by the Arizona Secretary of State

	Apache	Cochise	Coconino	Gila	Graham	Greenlee	La Paz	Maricopa	Mohave	Navajo	Pima	Pinal	Santa Cruz	Yavapai	Yuma	TOTAL
<b>STATE SENATOR - DISTRICT NO. 28</b>																
(DEM) Paula Aboud *	---	---	---	---	---	---	---	---	---	---	40,878	---	---	---	---	40,878
(Write-In) J. Michael Steimer (Write-In)	---	---	---	---	---	---	---	---	---	---	30	---	---	---	---	30
<b>STATE SENATOR - DISTRICT NO. 29</b>																
(DEM) Victor Soltero *	---	---	---	---	---	---	---	---	---	---	24,579	---	---	---	---	24,579
<b>STATE SENATOR - DISTRICT NO. 30</b>																
(DEM) Jeffrey "Jeff" Chimene	---	3,937	---	---	---	---	---	---	---	---	25,800	---	1,015	---	---	30,752
(REP) Tim Bee *	---	7,615	---	---	---	---	---	---	---	---	40,563	---	1,090	---	---	49,268
<b>STATE REPRESENTATIVE - DISTRICT NO. 1</b>																
(DEM) Wesley Edmonds	---	---	5,350	---	---	---	---	---	---	---	---	---	---	22,022	---	27,372
(GEORGE SEAMAN) George Seaman	---	---	1,995	---	---	---	---	---	---	---	---	---	---	10,442	---	12,437
(REP) Lucy Mason *	---	---	5,034	---	---	---	---	---	---	---	---	---	---	34,368	---	39,402
(REP) Andy Tobin *	---	---	4,503	---	---	---	---	---	---	---	---	---	---	30,083	---	34,586
<b>STATE REPRESENTATIVE - DISTRICT NO. 2</b>																
(DEM) Ann Kirkpatrick *	7,339	---	15,155	---	---	---	---	---	70	4,223	---	---	---	0	---	26,787
(DEM) Albert Tom *	9,276	---	9,028	---	---	---	---	---	47	4,512	---	---	---	0	---	22,863
(REP) Preston J. Korn	1,714	---	6,603	---	---	---	---	---	11	919	---	---	---	0	---	9,247
<b>STATE REPRESENTATIVE - DISTRICT NO. 3</b>																
(DEM) Luis Lopez	---	---	959	---	---	---	681	---	16,019	---	---	---	---	---	---	17,659
(REP) Trish Groe *	---	---	925	---	---	---	925	---	22,597	---	---	---	---	---	---	24,447
(REP) Nancy McLain *	---	---	1,260	---	---	---	770	---	22,271	---	---	---	---	---	---	24,301
<b>STATE REPRESENTATIVE - DISTRICT NO. 4</b>																
(DEM) Debra Boehlke	---	---	---	---	---	---	---	28,050	---	---	---	---	---	2,652	---	30,702
(DEM) Sue Dolphin	---	---	---	---	---	---	---	24,999	---	---	---	---	---	2,688	---	27,687
(REP) Tom Boone *	---	---	---	---	---	---	---	40,275	---	---	---	---	---	5,034	---	45,309
(REP) Judy M. Burges *	---	---	---	---	---	---	---	38,895	---	---	---	---	---	5,024	---	43,919

\* Elected

# STATE OF ARIZONA OFFICIAL CANVASS

2006 General Election - November 7, 2006  
 Compiled and Issued by the Arizona Secretary of State

	Apache	Cochise	Coconino	Gila	Graham	Greenlee	La Paz	Maricopa	Mohave	Navajo	Pima	Pinal	Santa Cruz	Yavapai	Yuma	TOTAL
<b>STATE REPRESENTATIVE - DISTRICT NO. 5</b>																
(DEM) Jack A. Brown *	2,670	---	0	8,247	3,595	1,336	---	---	---	9,349	---	0	---	---	---	25,197
(REP) Bill Konopnicki *	3,152	---	0	8,881	5,232	1,014	---	---	---	11,114	---	0	---	---	---	29,393
<b>STATE REPRESENTATIVE - DISTRICT NO. 6</b>																
(REP) Doug Clark *	---	---	---	---	---	---	---	29,526	---	---	---	---	---	---	---	29,526
(REP) Sam Crump *	---	---	---	---	---	---	---	27,861	---	---	---	---	---	---	---	27,861
<b>STATE REPRESENTATIVE - DISTRICT NO. 7</b>																
(DEM) Marilyn Fox	---	---	---	---	---	---	---	21,143	---	---	---	---	---	---	---	21,143
(DEM) Jeanne Lunn	---	---	---	---	---	---	---	19,601	---	---	---	---	---	---	---	19,601
(LBT) Jim Iannuzo	---	---	---	---	---	---	---	2,128	---	---	---	---	---	---	---	2,128
(REP) Ray Barnes *	---	---	---	---	---	---	---	27,897	---	---	---	---	---	---	---	27,897
(REP) Nancy Barto *	---	---	---	---	---	---	---	29,952	---	---	---	---	---	---	---	29,952
<b>STATE REPRESENTATIVE - DISTRICT NO. 8</b>																
(DEM) Stephanie Rimmer	---	---	---	---	---	---	---	26,684	---	---	---	---	---	---	---	26,684
(DEM) H. William Sandberg	---	---	---	---	---	---	---	19,931	---	---	---	---	---	---	---	19,931
(REP) John Kavanagh *	---	---	---	---	---	---	---	35,260	---	---	---	---	---	---	---	35,260
(REP) Michele Reagan *	---	---	---	---	---	---	---	40,118	---	---	---	---	---	---	---	40,118
<b>STATE REPRESENTATIVE - DISTRICT NO. 9</b>																
(DEM) Sheri Van Horsen	---	---	---	---	---	---	---	23,457	---	---	---	---	---	---	---	23,457
(REP) Rick Murphy *	---	---	---	---	---	---	---	24,208	---	---	---	---	---	---	---	24,208
(REP) Bob Stump *	---	---	---	---	---	---	---	28,475	---	---	---	---	---	---	---	28,475
<b>STATE REPRESENTATIVE - DISTRICT NO. 10</b>																
(DEM) Lamont Lovejoy	---	---	---	---	---	---	---	12,100	---	---	---	---	---	---	---	12,100
(DEM) Jackie Thrasher *	---	---	---	---	---	---	---	16,735	---	---	---	---	---	---	---	16,735
(REP) Doug Quelland	---	---	---	---	---	---	---	16,504	---	---	---	---	---	---	---	16,504
(REP) James Weiers *	---	---	---	---	---	---	---	17,093	---	---	---	---	---	---	---	17,093

\* Elected

# STATE OF ARIZONA OFFICIAL CANVASS

2006 General Election - November 7, 2006  
 Compiled and Issued by the Arizona Secretary of State

	Apache	Cochise	Coconino	Gila	Graham	Greenlee	La Paz	Maricopa	Mohave	Navajo	Pima	Pinal	Santa Cruz	Yavapai	Yuma	TOTAL
<b>STATE REPRESENTATIVE - DISTRICT NO. 11</b>																
(DEM) Mark Anthony Desimone *	---	---	---	---	---	---	---	28,470	---	---	---	---	---	---	---	28,470
(REP) Adam Driggs *	---	---	---	---	---	---	---	29,505	---	---	---	---	---	---	---	29,505
(REP) Don Hesselbrock	---	---	---	---	---	---	---	27,353	---	---	---	---	---	---	---	27,353
<b>STATE REPRESENTATIVE - DISTRICT NO. 12</b>																
(REP) John Nelson *	---	---	---	---	---	---	---	32,493	---	---	---	---	---	---	---	32,493
(REP) Jerry Weiers *	---	---	---	---	---	---	---	29,560	---	---	---	---	---	---	---	29,560
<b>STATE REPRESENTATIVE - DISTRICT NO. 13</b>																
(DEM) Steve Gallardo *	---	---	---	---	---	---	---	9,814	---	---	---	---	---	---	---	9,814
(DEM) Martha Garcia *	---	---	---	---	---	---	---	10,642	---	---	---	---	---	---	---	10,642
<b>STATE REPRESENTATIVE - DISTRICT NO. 14</b>																
(DEM) Chad Campbell *	---	---	---	---	---	---	---	7,560	---	---	---	---	---	---	---	7,560
(DEM) Robert Meza *	---	---	---	---	---	---	---	8,172	---	---	---	---	---	---	---	8,172
(LBT) Mike Renzulli	---	---	---	---	---	---	---	1,169	---	---	---	---	---	---	---	1,169
(REP) John Stevens	---	---	---	---	---	---	---	4,469	---	---	---	---	---	---	---	4,469
<b>STATE REPRESENTATIVE - DISTRICT NO. 15</b>																
(DEM) David Lujan *	---	---	---	---	---	---	---	15,951	---	---	---	---	---	---	---	15,951
(DEM) Kyrsten Sinema *	---	---	---	---	---	---	---	15,723	---	---	---	---	---	---	---	15,723
(LBT) Richard Buck	---	---	---	---	---	---	---	1,499	---	---	---	---	---	---	---	1,499
(REP) Robert Gear	---	---	---	---	---	---	---	7,689	---	---	---	---	---	---	---	7,689
(REP) William Wheat	---	---	---	---	---	---	---	7,305	---	---	---	---	---	---	---	7,305
<b>STATE REPRESENTATIVE - DISTRICT NO. 16</b>																
(DEM) Cloves C. Campbell, Jr. *	---	---	---	---	---	---	---	12,356	---	---	---	---	---	---	---	12,356
(DEM) Ben R. Miranda *	---	---	---	---	---	---	---	13,182	---	---	---	---	---	---	---	13,182
(REP) Daniel Coleman	---	---	---	---	---	---	---	6,469	---	---	---	---	---	---	---	6,469

\* Elected



# STATE OF ARIZONA OFFICIAL CANVASS

2006 General Election - November 7, 2006  
 Compiled and Issued by the Arizona Secretary of State

	Apache	Cochise	Coconino	Gila	Graham	Greenlee	La Paz	Maricopa	Mohave	Navajo	Pima	Pinal	Santa Cruz	Yavapai	Yuma	TOTAL
<b>STATE REPRESENTATIVE - DISTRICT NO. 17</b>																
(DEM) Ed Ableser *	---	---	---	---	---	---	---	21,170	---	---	---	---	---	---	---	21,170
(DEM) David Schapira *	---	---	---	---	---	---	---	21,035	---	---	---	---	---	---	---	21,035
(REP) Dale Despain	---	---	---	---	---	---	---	14,883	---	---	---	---	---	---	---	14,883
(REP) Laura Knaperek	---	---	---	---	---	---	---	18,407	---	---	---	---	---	---	---	18,407
<b>STATE REPRESENTATIVE - DISTRICT NO. 18</b>																
(DEM) Tammie Pursley	---	---	---	---	---	---	---	13,083	---	---	---	---	---	---	---	13,083
(REP) Mark Anderson *	---	---	---	---	---	---	---	16,196	---	---	---	---	---	---	---	16,196
(REP) Russell Pearce *	---	---	---	---	---	---	---	15,139	---	---	---	---	---	---	---	15,139
<b>STATE REPRESENTATIVE - DISTRICT NO. 19</b>																
(DEM) Lara Wibeto	---	---	---	---	---	---	---	22,319	---	---	---	---	---	---	---	22,319
(REP) Kirk Adams *	---	---	---	---	---	---	---	28,288	---	---	---	---	---	---	---	28,288
(REP) Rich Crandall *	---	---	---	---	---	---	---	29,273	---	---	---	---	---	---	---	29,273
<b>STATE REPRESENTATIVE - DISTRICT NO. 20</b>																
(LBT) Jack Heald	---	---	---	---	---	---	---	12,857	---	---	---	---	---	---	---	12,857
(REP) John McComish *	---	---	---	---	---	---	---	29,531	---	---	---	---	---	---	---	29,531
(REP) Bob Robson *	---	---	---	---	---	---	---	26,963	---	---	---	---	---	---	---	26,963
<b>STATE REPRESENTATIVE - DISTRICT NO. 21</b>																
(DEM) Phil Hettmansperger	---	---	---	---	---	---	---	27,490	---	---	---	---	---	---	---	27,490
(REP) Warde V. Nichols *	---	---	---	---	---	---	---	28,353	---	---	---	---	---	---	---	28,353
(REP) Steve Yarbrough *	---	---	---	---	---	---	---	34,703	---	---	---	---	---	---	---	34,703
<b>STATE REPRESENTATIVE - DISTRICT NO. 22</b>																
(LBT) Edward Schwebel	---	---	---	---	---	---	---	15,135	---	---	---	2,038	---	---	---	17,173
(REP) Andy Biggs *	---	---	---	---	---	---	---	34,208	---	---	---	3,877	---	---	---	38,085
(REP) Eddie Farnsworth *	---	---	---	---	---	---	---	34,557	---	---	---	4,260	---	---	---	38,817

\* Elected

# STATE OF ARIZONA OFFICIAL CANVASS

2006 General Election - November 7, 2006  
 Compiled and Issued by the Arizona Secretary of State

	Apache	Cochise	Coconino	Gila	Graham	Greenlee	La Paz	Maricopa	Mohave	Navajo	Pima	Pinal	Santa Cruz	Yavapai	Yuma	TOTAL
<b>STATE REPRESENTATIVE - DISTRICT NO. 23</b>																
(DEM) Barbara McGuire *	---	---	---	264	---	---	---	1,293	---	---	---	16,493	---	---	---	18,050
(DEM) Pete Rios *	---	---	---	293	---	---	---	1,729	---	---	---	19,462	---	---	---	21,484
(REP) John Fillmore	---	---	---	15	---	---	---	829	---	---	---	15,886	---	---	---	16,730
(REP) Frank Pratt	---	---	---	10	---	---	---	803	---	---	---	16,943	---	---	---	17,756
<b>STATE REPRESENTATIVE - DISTRICT NO. 24</b>																
(DEM) Lynne Pancrazi *	---	---	---	---	---	---	731	---	---	---	---	---	---	---	14,152	14,883
(DEM) Theresa Ulmer *	---	---	---	---	---	---	755	---	---	---	---	---	---	---	11,225	11,980
(REFORM PARTY) Rodney Martin	---	---	---	---	---	---	85	---	---	---	---	---	---	---	1,431	1,516
(REP) Joseph "Mel" Melchionne	---	---	---	---	---	---	749	---	---	---	---	---	---	---	10,668	11,417
(REP) Ken Rosevear	---	---	---	---	---	---	679	---	---	---	---	---	---	---	11,143	11,822
<b>STATE REPRESENTATIVE - DISTRICT NO. 25</b>																
(BILL DORE) Bill Dore	---	714	---	---	---	---	---	76	---	---	427	46	84	---	---	1,347
(DEM) Manuel V. "Manny" Alvarez *	---	10,351	---	---	---	---	---	500	---	---	6,245	449	3,931	---	---	21,476
(DEM) Patricia Fleming	---	8,685	---	---	---	---	---	434	---	---	5,952	484	2,963	---	---	18,518
(REP) Jennifer J. Burns *	---	9,960	---	---	---	---	---	721	---	---	6,559	565	1,497	---	---	19,302
(REP) Gail Griffin	---	10,683	---	---	---	---	---	575	---	---	5,444	531	1,265	---	---	18,498
<b>STATE REPRESENTATIVE - DISTRICT NO. 26</b>																
(DEM) Lena S. Saradnik *	---	---	---	---	---	---	---	---	---	---	32,422	2,098	---	---	---	34,520
(REP) Pete Hershberger *	---	---	---	---	---	---	---	---	---	---	37,160	2,573	---	---	---	39,733
(REP) David A. Jorgenson	---	---	---	---	---	---	---	---	---	---	26,594	2,673	---	---	---	29,267
<b>STATE REPRESENTATIVE - DISTRICT NO. 27</b>																
(DEM) Olivia Cajero Bedford *	---	---	---	---	---	---	---	---	---	---	24,756	---	---	---	---	24,756
(DEM) Phil Lopes *	---	---	---	---	---	---	---	---	---	---	21,697	---	---	---	---	21,697
(REP) Gene Chewning	---	---	---	---	---	---	---	---	---	---	11,327	---	---	---	---	11,327
<b>STATE REPRESENTATIVE - DISTRICT NO. 28</b>																
(DEM) David Bradley *	---	---	---	---	---	---	---	---	---	---	30,575	---	---	---	---	30,575
(DEM) Steve Farley *	---	---	---	---	---	---	---	---	---	---	30,941	---	---	---	---	30,941
(REP) Bill Phillips	---	---	---	---	---	---	---	---	---	---	17,805	---	---	---	---	17,805

\* Elected

# STATE OF ARIZONA OFFICIAL CANVASS

2006 General Election - November 7, 2006  
Compiled and Issued by the Arizona Secretary of State

	Apache	Cochise	Coconino	Gila	Graham	Greenlee	La Paz	Maricopa	Mohave	Navajo	Pima	Pinal	Santa Cruz	Yavapai	Yuma	TOTAL
<b>STATE REPRESENTATIVE - DISTRICT NO. 29</b>																
(DEM) Linda Lopez *	---	---	---	---	---	---	---	---	---	---	19,225	---	---	---	---	19,225
(DEM) Tom Prezelski *	---	---	---	---	---	---	---	---	---	---	14,756	---	---	---	---	14,756
(REP) Bruce P. Murchison	---	---	---	---	---	---	---	---	---	---	10,763	---	---	---	---	10,763
<b>STATE REPRESENTATIVE - DISTRICT NO. 30</b>																
(DEM) Clarence Boykins	---	4,347	---	---	---	---	---	---	---	---	28,429	---	1,088	---	---	33,864
(REP) Marian Ann McClure *	---	6,473	---	---	---	---	---	---	---	---	34,127	---	902	---	---	41,502
(REP) Jonathan Paton *	---	5,770	---	---	---	---	---	---	---	---	32,603	---	828	---	---	39,201
<b>SECRETARY OF STATE</b>																
(DEM) Israel Torres	11,406	13,908	18,897	6,007	2,405	1,065	1,307	306,504	14,145	11,469	134,290	22,347	5,031	22,801	12,064	583,646
(LBT) Ernest Hancock	1,343	1,316	1,748	660	314	79	204	27,631	2,213	1,371	8,140	2,078	174	2,813	1,009	51,093
(REP) Jan Brewer *	5,715	20,137	16,075	9,608	4,916	911	2,179	524,053	28,000	13,326	130,238	30,816	2,734	44,881	14,805	848,394
(Write-In) Selena A. Naumoff (Write-In)	3	0	1	0	0	0	0	23	0	3	4	0	0	1	0	35
<b>ATTORNEY GENERAL</b>																
(DEM) Terry Goddard *	13,586	19,547	26,301	10,070	4,154	1,429	2,036	513,462	21,563	16,294	179,590	32,991	5,851	36,350	15,783	899,007
(REP) Bill Montgomery	4,931	16,157	10,773	6,316	3,531	660	1,695	351,771	22,872	9,998	95,094	22,886	2,135	34,435	12,063	595,317
<b>STATE TREASURER</b>																
(DEM) Rano Singh	11,644	14,343	20,672	6,710	2,537	1,053	1,432	340,139	15,297	12,307	136,035	23,769	4,774	24,650	11,828	627,190
(REP) Dean Martin *	6,496	20,432	15,196	9,021	4,822	941	2,178	495,568	28,271	13,308	131,965	30,523	2,951	44,042	15,424	821,138
<b>SUPERINTENDENT OF PUBLIC INSTRUCTION</b>																
(DEM) Jason Williams	12,494	15,411	20,920	7,484	3,073	1,173	1,592	367,916	17,560	13,658	141,235	25,647	4,958	26,505	13,283	672,909
(REP) Tom Horne *	5,770	19,555	15,106	8,435	4,370	851	1,999	472,609	25,834	12,181	126,801	28,828	2,842	42,392	14,105	781,678
<b>STATE MINE INSPECTOR</b>																
(REP) Joe Hart *	13,617	26,134	24,889	12,026	5,869	1,398	2,770	609,731	33,089	19,453	191,438	40,479	4,916	51,275	20,013	1,057,097

\* Elected

## STATE OF ARIZONA OFFICIAL CANVASS

2006 General Election - November 7, 2006  
 Compiled and Issued by the Arizona Secretary of State

	Apache	Cochise	Coconino	Gila	Graham	Greenlee	La Paz	Maricopa	Mohave	Navajo	Pima	Pinal	Santa Cruz	Yavapai	Yuma	TOTAL
<b>CORPORATION COMMISSIONER</b>																
(DEM) Richard Boyer	11,152	14,790	18,032	6,584	2,708	1,000	1,437	308,182	15,503	11,670	128,857	22,827	4,402	22,869	11,872	581,885
(DEM) Mark Manoil	8,851	12,404	16,455	5,851	2,296	852	1,145	295,745	12,903	9,470	120,341	20,087	3,910	20,968	10,284	541,562
(LBT) Rick Fowlkes	1,171	2,203	3,004	1,154	390	125	260	51,697	3,172	1,687	16,617	3,580	342	4,925	1,357	91,684
(REP) Kris Mayes *	4,140	15,102	12,023	6,871	3,542	633	1,595	397,875	20,624	9,371	106,830	23,320	2,238	38,013	11,167	653,344
(REP) Gary Pierce *	4,335	15,510	11,271	6,713	3,774	632	1,632	390,445	20,973	10,104	100,087	23,776	2,079	34,157	12,978	638,466

\* Elected

# STATE OF ARIZONA OFFICIAL CANVASS

2006 General Election - November 7, 2006  
 Compiled and Issued by the Arizona Secretary of State

	Apache	Cochise	Coconino	Gila	Graham	Greenlee	La Paz	Maricopa	Mohave	Navajo	Pima	Pinal	Santa Cruz	Yavapai	Yuma	TOTAL
<b>Justice of the Arizona Supreme Court</b>																
<b>ANDREW HURWITZ</b>																
Be retained YES *	11,795	23,734	22,546	9,466	4,596	1,283	2,266	407,868	26,949	16,205	167,332	33,438	5,006	42,461	18,611	793,556
Be retained NO	4,290	5,807	5,681	2,918	1,270	309	714	137,193	7,320	4,957	41,366	8,700	1,297	9,619	3,955	235,396
<b>RUTH V. MCGREGOR</b>																
Be retained YES *	12,059	24,057	22,796	9,647	4,977	1,297	2,311	418,806	27,287	16,233	168,872	34,049	5,033	41,364	18,529	807,317
Be retained NO	4,047	5,328	5,090	2,667	1,143	284	638	126,632	6,708	4,598	38,785	7,969	1,187	8,219	3,624	216,919
<b>Judge of the Court of Appeals Division I</b>																
<b>DONN KESSLER</b>																
Be retained YES *	---	---	---	---	---	---	---	379,143	---	---	---	---	---	---	---	379,143
Be retained NO	---	---	---	---	---	---	---	133,169	---	---	---	---	---	---	---	133,169
<b>PATRICIA K. NORRIS</b>																
Be retained YES *	---	---	---	---	---	---	---	383,417	---	---	---	---	---	---	---	383,417
Be retained NO	---	---	---	---	---	---	---	137,085	---	---	---	---	---	---	---	137,085
<b>MAURICE PORTLEY</b>																
Be retained YES *	---	---	---	---	---	---	---	363,130	---	---	---	---	---	---	---	363,130
Be retained NO	---	---	---	---	---	---	---	141,694	---	---	---	---	---	---	---	141,694
<b>Judge of the Court of Appeals Division II</b>																
<b>J. WILLIAM BRAMMER, JR.</b>																
Be retained YES *	---	---	---	---	---	---	---	---	---	---	163,724	---	---	---	---	163,724
Be retained NO	---	---	---	---	---	---	---	---	---	---	42,868	---	---	---	---	42,868
<b>PETER J. ECKERSTROM</b>																
Be retained YES *	---	---	---	---	---	---	---	---	---	---	161,359	---	---	---	---	161,359
Be retained NO	---	---	---	---	---	---	---	---	---	---	42,883	---	---	---	---	42,883
<b>PHILIP G. ESPINOSA</b>																
Be retained YES *	---	---	---	---	---	---	---	---	---	---	156,517	---	---	---	---	156,517
Be retained NO	---	---	---	---	---	---	---	---	---	---	47,962	---	---	---	---	47,962
<b>Judge of the Court of Appeals Division II</b>																
<b>JOSEPH HOWARD</b>																
Be retained YES *	---	23,610	---	9,214	4,731	1,300	---	---	---	---	---	32,648	4,863	---	---	76,366
Be retained NO	---	5,509	---	2,732	1,177	270	---	---	---	---	---	8,079	1,175	---	---	18,942

\* Retained

# STATE OF ARIZONA OFFICIAL CANVASS

2006 General Election - November 7, 2006  
 Compiled and Issued by the Arizona Secretary of State

	Apache	Cochise	Coconino	Gila	Graham	Greenlee	La Paz	Maricopa	Mohave	Navajo	Pima	Pinal	Santa Cruz	Yavapai	Yuma	TOTAL
<b>PROPOSITION 100</b>	<b>PROPOSED AMENDMENT TO THE CONSTITUTION BY THE LEGISLATURE</b>															
	<b>HOUSE CONCURRENT RESOLUTION 2028</b>															
	<b>PROPOSING AN AMENDMENT TO THE CONSTITUTION OF ARIZONA; AMENDING ARTICLE II, SECTION 22, CONSTITUTION OF ARIZONA; RELATING TO BAILABLE OFFENSES.</b>															
YES *	11,953	28,605	25,860	12,932	6,233	1,541	3,015	698,106	38,932	19,147	194,331	44,588	4,975	59,393	21,350	1,170,961
NO	6,120	6,900	11,516	3,108	1,313	459	642	175,706	5,436	6,076	83,156	10,792	2,747	12,160	6,330	332,461
<b>PROPOSITION 101</b>	<b>PROPOSED AMENDMENT TO THE CONSTITUTION BY THE LEGISLATURE</b>															
	<b>HOUSE CONCURRENT RESOLUTION 2056</b>															
	<b>PROPOSING AN AMENDMENT TO THE CONSTITUTION OF ARIZONA; AMENDING ARTICLE IX, SECTION 19, CONSTITUTION OF ARIZONA; RELATING TO LOCAL PROPERTY TAX LEVIES.</b>															
YES *	6,586	15,622	15,452	8,158	3,653	833	1,717	441,666	25,664	10,755	127,780	26,238	3,162	37,835	11,048	736,169
NO	11,285	18,997	20,713	7,737	3,725	1,172	1,885	398,110	17,760	13,939	140,481	27,716	4,382	31,444	15,808	715,154
<b>PROPOSITION 102</b>	<b>PROPOSED AMENDMENT TO THE CONSTITUTION BY THE LEGISLATURE</b>															
	<b>SENATE CONCURRENT RESOLUTION 1001</b>															
	<b>PROPOSING AN AMENDMENT TO THE CONSTITUTION OF ARIZONA; AMENDING ARTICLE II, CONSTITUTION OF ARIZONA, BY ADDING SECTION 35; RELATING TO STANDING IN CIVIL ACTIONS.</b>															
YES *	11,244	27,031	24,034	12,573	5,785	1,365	2,850	656,151	38,034	17,980	182,717	42,116	4,404	55,982	19,971	1,102,237
NO	6,682	7,804	13,099	3,576	1,547	632	790	206,523	6,060	7,021	91,124	12,722	3,211	14,582	7,341	382,714
<b>PROPOSITION 103</b>	<b>PROPOSED AMENDMENT TO THE CONSTITUTION BY THE LEGISLATURE</b>															
	<b>HOUSE CONCURRENT RESOLUTION 2036</b>															
	<b>PROPOSING AN AMENDMENT TO THE CONSTITUTION OF ARIZONA; REPEALING ARTICLE XXVIII, CONSTITUTION OF ARIZONA; AMENDING THE CONSTITUTION OF ARIZONA BY ADDING A NEW ARTICLE XXVIII; RELATING TO ENGLISH AS THE OFFICIAL LANGUAGE.</b>															
YES *	7,779	27,421	22,493	12,851	5,567	1,293	3,024	670,395	40,770	16,653	180,268	42,641	3,910	58,978	20,230	1,114,273
NO	10,131	7,915	15,102	3,486	1,779	739	669	204,667	4,252	8,581	97,113	12,919	3,908	12,529	7,707	391,497
<b>PROPOSITION 104</b>	<b>PROPOSED AMENDMENT TO THE CONSTITUTION BY THE LEGISLATURE</b>															
	<b>HOUSE CONCURRENT RESOLUTION 2001</b>															
	<b>PROPOSING AN AMENDMENT TO THE CONSTITUTION OF ARIZONA; AMENDING ARTICLE IX, SECTION 8, CONSTITUTION OF ARIZONA; RELATING TO MUNICIPAL DEBT.</b>															
YES *	7,910	18,246	20,293	8,927	3,751	1,012	1,839	502,993	23,727	13,499	158,346	30,994	4,094	40,405	13,061	849,097
NO	9,366	16,173	15,315	6,630	3,516	932	1,685	321,986	19,211	10,957	107,535	22,963	3,345	27,443	13,582	580,639
<b>PROPOSITION 105</b>	<b>PROPOSED AMENDMENT TO THE CONSTITUTION BY THE LEGISLATURE</b>															
	<b>HOUSE CONCURRENT RESOLUTION 2045</b>															
	<b>PROPOSING AN AMENDMENT TO THE CONSTITUTION OF ARIZONA; AMENDING ARTICLE X, SECTIONS 3 AND 4, CONSTITUTION OF ARIZONA; AMENDING ARTICLE X, CONSTITUTION OF ARIZONA, BY ADDING SECTIONS 4.1, 4.2 AND 4.3; RELATING TO STATE TRUST LANDS; PROVIDING FOR CONDITIONAL REPEAL AND CONDITIONAL ENACTMENT.</b>															
YES	5,030	9,807	9,778	4,198	2,069	505	1,024	245,085	12,355	7,228	68,348	16,154	2,262	19,365	6,898	410,106
NO *	12,146	24,307	26,136	11,505	5,158	1,471	2,543	580,119	30,487	17,650	197,729	37,971	5,154	48,954	19,477	1,020,807

\* Received a majority of the votes

# STATE OF ARIZONA OFFICIAL CANVASS

2006 General Election - November 7, 2006  
Compiled and Issued by the Arizona Secretary of State

	Apache	Cochise	Coconino	Gila	Graham	Greenlee	La Paz	Maricopa	Mohave	Navajo	Pima	Pinal	Santa Cruz	Yavapai	Yuma	TOTAL
<b>PROPOSITION 106</b>	<b>PROPOSED AMENDMENT TO THE CONSTITUTION BY INITIATIVE PETITION PROPOSING AN AMENDMENT TO THE CONSTITUTION OF ARIZONA; AMENDING ARTICLE X, SECTIONS 1, 3, AND 4, CONSTITUTION OF ARIZONA; AMENDING ARTICLE X, CONSTITUTION OF ARIZONA, BY ADDING SECTIONS 1.1, 1.2, 7.1 AND 12; RELATING TO STATE LANDS.</b>															
YES	7,685	12,528	19,702	5,916	1,991	539	1,179	420,831	14,755	10,016	136,488	26,051	3,763	31,183	9,019	701,646
NO *	9,394	21,676	16,438	10,039	5,304	1,443	2,412	411,941	28,435	14,896	130,492	28,277	3,692	37,736	17,365	739,540
<b>PROPOSITION 107</b>	<b>PROPOSED AMENDMENT TO THE CONSTITUTION BY INITIATIVE PETITION PROPOSING AN AMENDMENT TO THE CONSTITUTION OF ARIZONA; AMENDING THE CONSTITUTION OF ARIZONA; BY ADDING ARTICLE XXX; RELATING TO THE PROTECTION OF MARRIAGE.</b>															
YES	8,661	19,422	15,139	8,526	5,221	1,151	1,921	421,568	25,429	14,194	115,915	28,873	3,473	36,992	15,004	721,489
NO *	8,740	15,490	22,279	7,775	2,369	885	1,772	449,065	19,254	11,246	158,721	26,882	4,204	34,346	12,470	775,498
<b>PROPOSITION 200</b>	<b>PROPOSED BY INITIATIVE PETITION CREATING THE ARIZONA VOTER REWARD ACT AND AMENDING ARIZONA REVISED STATUTES SECTIONS 5-518 AND 5-522 RELATING TO THE ARIZONA LOTTERY COMMISSION.</b>															
YES	9,437	12,830	15,927	5,209	2,219	781	1,463	277,315	16,947	10,827	88,728	20,585	3,367	20,815	10,191	496,641
NO *	7,884	22,354	21,216	10,858	5,247	1,217	2,159	588,223	27,447	14,307	184,399	34,961	4,206	49,506	17,300	991,284
<b>PROPOSITION 201</b>	<b>PROPOSED BY INITIATIVE PETITION REPEALING SECTIONS 36-601.01 AND 36-601.02, AMENDING BY ADDING NEW SECTION 36-601.01 AND AMENDING SECTION 42-3251.02 ARIZONA REVISED STATUTES; RELATING TO THE SMOKE-FREE ARIZONA ACT.</b>															
YES *	10,381	18,399	23,208	7,585	3,783	879	1,526	481,907	22,129	13,181	160,459	28,961	4,689	36,405	15,193	828,685
NO	7,100	17,026	14,420	8,776	3,816	1,155	2,192	398,360	23,142	12,330	117,960	27,327	3,110	35,268	12,729	684,711
<b>PROPOSITION 202</b>	<b>PROPOSED BY INITIATIVE PETITION REPEALING SECTION 23-362, AMENDING BY ADDING NEW SECTION 23-362 RELATING TO THE ARIZONA MINIMUM WAGE ACT.</b>															
YES *	14,317	23,975	28,907	10,905	4,380	1,401	2,407	549,269	31,090	17,943	196,040	37,196	5,862	45,190	18,465	987,347
NO	3,349	12,219	8,687	5,359	3,372	650	1,336	327,941	13,804	7,803	82,201	18,911	1,927	26,138	9,373	523,070
<b>PROPOSITION 203</b>	<b>PROPOSED BY INITIATIVE PETITION PROPOSING AMENDMENTS TO TITLE 8, ARIZONA REVISED STATUTES, BY ADDING CHAPTER 13; AMENDING TITLE 42, CHAPTER 3, ARIZONA REVISED STATUTES, BY ADDING ARTICLE 9; AND PROVIDING FOR INITIAL FUNDING AND INITIAL TERMS OF BOARD AND REGIONAL COUNCIL MEMBERS; RELATING TO FUNDING FOR EARLY CHILDHOOD DEVELOPMENT AND HEALTH PROGRAMS.</b>															
YES *	11,882	16,892	23,406	7,577	3,380	902	1,454	466,481	17,963	13,859	148,827	27,904	4,768	34,293	13,724	793,312
NO	5,520	18,887	13,736	8,534	4,252	1,105	2,188	399,942	26,309	11,527	125,771	27,551	2,922	36,387	13,655	698,286
<b>PROPOSITION 204</b>	<b>PROPOSED BY INITIATIVE PETITION PROPOSING AMENDMENT TO TITLE 13, CHAPTER 29, ARIZONA REVISED STATUTES BY ADDING SECTION 13-2910.07; RELATING TO CRUEL AND INHUMANE CONFINEMENT OF ANIMALS.</b>															
YES *	9,363	18,417	25,187	8,675	2,922	862	1,935	557,440	26,735	12,162	169,668	31,526	4,705	43,700	13,616	926,913
NO	7,863	16,962	12,005	7,615	4,745	1,156	1,754	313,763	17,653	13,179	104,256	24,074	2,878	27,687	13,600	569,190

\* Received a majority of the votes

# STATE OF ARIZONA OFFICIAL CANVASS

2006 General Election - November 7, 2006  
Compiled and Issued by the Arizona Secretary of State

	Apache	Cochise	Coconino	Gila	Graham	Greenlee	La Paz	Maricopa	Mohave	Navajo	Pima	Pinal	Santa Cruz	Yavapai	Yuma	TOTAL
<b>PROPOSITION 205</b>	<b>PROPOSED BY INITIATIVE PETITION</b>															
	<b>PROPOSING AMENDMENTS TO TITLE 16, CHAPTER 2, ARTICLE 4, ARIZONA REVISED STATUTES, BY REPEALING SECTION 16-248, ARIZONA REVISED STATUTES; PROPOSING AMENDMENTS TO TITLE 16, CHAPTER 4, ARTICLE 1, ARIZONA REVISED STATUTES, BY REPEALING SECTION 16-404, ARIZONA REVISED STATUTES AND ADDING A NEW SECTION 16-404, ARIZONA REVISED STATUTES; PROPOSING AMENDMENTS TO TITLE 16, CHAPTER 4, ARTICLE 2, ARIZONA REVISED STATUTES BY AMENDING SECTION 16-411, ARIZONA REVISED STATUTES; PROPOSING AMENDMENTS TO TITLE 16, CHAPTER 4, ARTICLE 5, ARIZONA REVISED STATUTES, BY AMENDING SECTION 16-461, ARIZONA REVISED STATUTES; PROPOSING AMENDMENTS TO TITLE 16, CHAPTER 4, ARTICLE 6, ARIZONA REVISED STATUTES, BY REPEALING SECTION 16-510, ARIZONA REVISED STATUTES AND ADDING A NEW SECTION 16-510, ARIZONA REVISED STATUTES; RELATING TO VOTE BY MAIL.</b>															
YES	7,526	8,279	12,147	4,494	1,360	436	868	245,592	11,281	7,931	85,412	16,237	2,231	22,226	5,859	431,879
NO *	9,823	27,091	24,840	11,638	6,293	1,573	2,778	622,886	32,997	17,329	188,357	39,215	5,432	48,658	21,557	1,060,467
<b>PROPOSITION 206</b>	<b>PROPOSED BY INITIATIVE PETITION</b>															
	<b>AMENDING TITLE 36, CHAPTER 6, ARIZONA REVISED STATUTES BY REPEALING SECTIONS 36-601.01 AND 36-601.02; ADDING NEW SECTION 36-601.01; RELATING TO SMOKING.</b>															
YES	8,377	15,266	14,632	7,240	3,463	912	1,661	372,889	20,393	11,788	110,301	24,881	3,939	31,841	13,268	640,851
NO *	9,037	20,625	22,878	8,976	4,116	1,125	2,053	500,383	24,187	13,526	166,643	30,496	3,708	39,510	14,177	861,440
<b>PROPOSITION 207</b>	<b>PROPOSED BY INITIATIVE PETITION</b>															
	<b>AMENDING TITLE 12, CHAPTER 8, ARIZONA REVISED STATUTES, BY ADDING ARTICLE 2.1; RELATING TO THE PRIVATE PROPERTY RIGHTS PROTECTION ACT.</b>															
YES *	8,759	24,203	22,032	11,033	5,045	1,416	2,620	562,153	34,372	15,541	157,472	37,871	4,398	50,165	18,453	955,533
NO	8,452	11,207	14,627	5,100	2,538	593	1,045	291,740	9,952	9,275	114,924	17,473	3,153	20,152	8,930	519,161
<b>PROPOSITION 300</b>	<b>REFERRED TO THE PEOPLE BY THE LEGISLATURE</b>															
	<b>SENATE CONCURRENT RESOLUTION 1031</b>															
	<b>ENACTING AND ORDERING THE SUBMISSION TO THE PEOPLE OF A MEASURE RELATING TO PUBLIC PROGRAM ELIGIBILITY.</b>															
YES *	10,699	27,445	22,879	12,075	5,715	1,321	2,755	626,047	37,655	18,040	175,217	41,711	4,750	53,836	20,299	1,060,444
NO	6,600	8,185	13,944	4,098	1,912	699	896	233,400	6,960	7,400	98,779	13,973	2,956	16,794	7,398	423,994
<b>PROPOSITION 301</b>	<b>REFERRED TO THE PEOPLE BY THE LEGISLATURE</b>															
	<b>SENATE CONCURRENT RESOLUTION 1033</b>															
	<b>ENACTING AND ORDERING THE SUBMISSION TO THE PEOPLE OF A MEASURE RELATING TO PROBATION FOR METHAMPHETAMINE OFFENSES.</b>															
YES *	9,451	21,127	18,414	9,968	4,816	1,135	2,268	517,349	28,627	15,485	131,251	33,198	3,722	44,834	14,946	856,591
NO	7,839	14,447	18,486	5,890	2,728	844	1,375	339,674	15,472	9,788	140,620	21,909	3,792	25,463	12,222	620,549
<b>PROPOSITION 302</b>	<b>RECOMMENDATION OF THE COMMISSION ON SALARIES FOR ELECTIVE STATE OFFICERS AS TO LEGISLATIVE SALARIES HAS BEEN CERTIFIED TO THE SECRETARY OF STATE AND IS HEREBY SUBMITTED TO THE QUALIFIED ELECTORS FOR THEIR APPROVAL OR REJECTION.</b>															
	<b>"SHALL THE RECOMMENDATION OF THE COMMISSION ON SALARIES FOR ELECTIVE STATE OFFICERS CONCERNING LEGISLATIVE SALARIES BE ACCEPTED?"</b>															
	<b>YES _____ NO _____</b>															
	<b>RECOMMENDATIONS, IF APPROVED BY THE ELECTORS, SHALL BECOME EFFECTIVE AT THE BEGINNING OF THE NEXT REGULAR LEGISLATIVE SESSION WITHOUT ANY OTHER AUTHORIZING LEGISLATION.</b>															
	<b>CURRENT SALARY.....\$24,000</b>															
	<b>PROPOSED SALARY.....\$36,000</b>															
YES	6,610	13,782	16,881	6,527	2,888	730	1,269	437,053	16,024	10,309	129,095	23,561	3,169	29,934	10,029	707,861
NO *	10,822	21,713	20,107	9,355	4,737	1,284	2,413	422,584	28,393	14,858	143,724	32,085	4,429	40,877	17,547	774,928

\* Received a majority of the votes



# STATE OF ARIZONA OFFICIAL CANVASS

2006 General Election - November 7, 2006  
Compiled and Issued by the Arizona Secretary of State

## 2006 GENERAL ELECTION OFFICIAL CANVASS CERTIFICATION

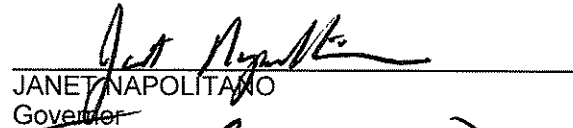
I, Janice K. Brewer, Secretary of State of Arizona, do hereby certify that the foregoing table is a true, correct and complete tabulation of the votes cast at the 2006 General Election held in the State of Arizona on the 7th day of November 2006, showing the name of each person voted for, for a Federal or State office in said election, and the number of votes received by each person in said election, as shown by the tabulations received from the Boards of Supervisors of each county in the State of Arizona.

IN WITNESS WHEREOF, I have hereunto set my hand and affixed the Great Seal of the State of Arizona, this 4th day of December 2006, at the Capitol in Phoenix.



  
\_\_\_\_\_  
JANICE K. BREWER  
Secretary of State

A.R.S. § 16-648 requires that this canvass be conducted in the presence of the Governor and Attorney General whose affirming signatures follow.

  
\_\_\_\_\_  
JANET NAPOLITANO  
Governor

  
\_\_\_\_\_  
TERRY GODDARD  
Attorney General

# STATE OF ARIZONA OFFICIAL CANVASS


2006 General Election - November 7, 2006  
Compiled and Issued by the Arizona Secretary of State

## 2006 GENERAL ELECTION OFFICIAL CANVASS CERTIFICATION


I, Janice K. Brewer, Secretary of State of Arizona, do hereby certify that the foregoing enumeration of election returns is a true, correct and complete tabulation of the votes cast for and against the nineteen propositions which appeared on the ballot of the 2006 General Election held in the State of Arizona on the 7th day of November 2006.

IN WITNESS WHEREOF, I have hereunto set my hand and affixed the Great Seal of the State of Arizona, this 4th day of December 2006, at the Capitol in Phoenix.



  
\_\_\_\_\_  
JANICE K. BREWER  
Secretary of State

A.R.S. § 16-648 requires that this canvass be conducted in the presence of the Governor and Chief Justice of the Supreme Court whose affirming signatures follow.

  
\_\_\_\_\_  
JANET NAPOLITANO  
Governor

  
\_\_\_\_\_  
RUTH V. MCGREGOR  
Chief Justice  
Arizona Supreme Court