

STATE OF ARIZONA OFFICIAL CANVASS

2004 General Election - November 2, 2004
 Compiled and Issued by the Arizona Secretary of State

	Apache	Cochise	Coconino	Gila	Graham	Greenlee	La Paz	Maricopa	Mohave	Navajo	Pima	Pinal	Santa Cruz	Yavapai	Yuma	TOTAL
Total Eligible Registration	39,789	59,531	71,935	26,768	14,782	4,519	7,235	1,552,421	95,034	57,738	448,050	91,093	20,791	99,842	53,803	2,643,331
Total Ballots Cast	24,335	44,852	52,541	21,158	10,779	3,114	5,105	1,211,963	58,353	32,609	369,321	65,154	11,810	88,076	38,899	2,038,069
Total Voter Turnout Percent	61.16	75.34	73.04	79.04	72.92	68.91	70.56	78.07	61.40	56.48	82.43	71.52	56.80	88.22	72.30	77.10
PRECINCTS	45	64	83	40	18	8	12	1,058	73	70	401	67	24	104	42	2,109

PRESIDENTIAL ELECTORS

Party	Apache	Cochise	Coconino	Gila	Graham	Greenlee	La Paz	Maricopa	Mohave	Navajo	Pima	Pinal	Santa Cruz	Yavapai	Yuma	TOTAL
Democratic																
(John F. Kerry, President)																
John Edwards, Vice-President)	15,658	17,514	29,243	8,314	3,185	1,146	1,849	504,849	20,503	14,815	193,128	27,252	6,909	33,127	16,032	893,524
Patricia AtLee																
Gwendolyn B. Calhoun																
Arif Kazmi																
Joe E. Lopez																
Rose Mofford																
Catherine Morton																
Lois E. Pfau																
Joe Jr. Shirley																
Brian Tobin																
Ramón Valadez																
Libertarian																
(Michael Badnarik, President)																
Richard V. Campagna, Vice-President)	142	318	377	155	66	19	45	6,776	393	224	2,109	333	80	612	207	11,856
John Jason Auvenshine																
David Euchner																
Tony Ewing																
Gary Fallon																
Powell Gammill																
Ernest Hancock																
Rich McKnight																
Peter G. Schmerl																
Warren Severin																
Scott Stewart																

* Elected

STATE OF ARIZONA OFFICIAL CANVASS

2004 General Election - November 2, 2004
 Compiled and Issued by the Arizona Secretary of State

	Apache	Cochise	Coconino	Gila	Graham	Greenlee	La Paz	Maricopa	Mohave	Navajo	Pima	Pinal	Santa Cruz	Yavapai	Yuma	TOTAL
Republican *																
(George W. Bush, President)																
Dick Cheney, Vice-President)	8,384	26,556	22,526	12,343	7,467	1,899	3,158	679,455	36,794	17,277	171,109	37,006	4,668	53,468	22,184	1,104,294
Linda Barber																
Malcolm Barrett																
Jim Click																
Cynthia J. Collins																
Webb Crockett																
Elizabeth Wilkinson Fannin																
Ross Farnsworth																
Ira A. Fulton																
Bernice C. Roberts																
Phillip Townsend																
Write-In																
(David Cobb [Write-In], President																
Patricia La Marche, Vice-President)	0	12	8	0	0	0	0	64	4	1	39	0	1	9	0	138
Jason Aufdenberg																
Dennis Davis																
Lee Einer																
Claudia Ellquist																
Stanley Hemry																
Douglas Miller																
José Rivas																
Richard Scott																
Margaret Silk																
David E. Stewart																
Write-In																
(Ralph Nader [Write-In], President																
Peter Miguel Camejo, Vice-President)	14	83	113	31	2	3	3	1,607	113	26	522	31	10	173	42	2,773
Paul Dunakin																
Peter Gockel																
Margery Sharnell Green																
Rob Jackson																
Juanita Lynne Kelly																
Robert Kilman																
Tracy Nasset																
Edward Silk																
Linda Thayer																
Christie R. Uerkvitz																

* Elected

STATE OF ARIZONA OFFICIAL CANVASS

2004 General Election - November 2, 2004
 Compiled and Issued by the Arizona Secretary of State

	Apache	Cochise	Coconino	Gila	Graham	Greenlee	La Paz	Maricopa	Mohave	Navajo	Pima	Pinal	Santa Cruz	Yavapai	Yuma	TOTAL
U.S. SENATOR																
(DEM) Stuart Starky	9,588	9,555	13,520	4,291	2,000	746	965	216,124	10,423	7,434	89,483	13,595	3,583	14,852	8,348	404,507
(LBT) Ernest Hancock	905	1,394	1,504	632	322	68	156	29,769	1,686	1,222	7,980	1,692	252	3,160	1,056	51,798
(REP) John McCain *	12,923	32,879	35,849	15,551	8,171	2,166	3,826	917,527	44,402	23,091	258,010	48,094	7,502	67,312	28,069	1,505,372
U.S. REPRESENTATIVE IN CONGRESS - DISTRICT NO. 1																
(DEM) Paul Babbitt	9,670	---	24,457	6,085	2,499	944	---	---	---	8,494	---	11,147	---	28,480	---	91,776
(LBT) John Crockett	838	---	2,248	1,241	519	176	---	---	---	1,611	---	1,840	---	4,787	---	13,260
(REP) Rick Renzi *	13,184	---	24,345	13,085	7,501	1,876	---	---	---	20,802	---	15,513	---	52,009	---	148,315
U.S. REPRESENTATIVE IN CONGRESS - DISTRICT NO. 2																
(DEM) Randy Camacho	---	---	198	---	---	---	4	87,188	19,361	655	---	---	---	0	---	107,406
(LBT) Powell Gammill	---	---	13	---	---	---	1	4,864	1,700	47	---	---	---	0	---	6,625
(REP) Trent Franks *	---	---	47	---	---	---	4	131,578	33,457	174	---	---	---	0	---	165,260
(Write-In) William Crum (Write-In)	---	---	0	---	---	---	0	9	3	0	---	---	---	0	---	12
U.S. REPRESENTATIVE IN CONGRESS - DISTRICT NO. 3																
(LBT) Mark Yannone	---	---	---	---	---	---	---	44,962	---	---	---	---	---	---	---	44,962
(REP) John Shadegg *	---	---	---	---	---	---	---	181,012	---	---	---	---	---	---	---	181,012
U.S. REPRESENTATIVE IN CONGRESS - DISTRICT NO. 4																
(DEM) Ed Pastor *	---	---	---	---	---	---	---	77,150	---	---	---	---	---	---	---	77,150
(LBT) Gary Fallon	---	---	---	---	---	---	---	4,639	---	---	---	---	---	---	---	4,639
(REP) Don Karg	---	---	---	---	---	---	---	28,238	---	---	---	---	---	---	---	28,238
U.S. REPRESENTATIVE IN CONGRESS - DISTRICT NO. 5																
(DEM) Elizabeth Rogers	---	---	---	---	---	---	---	102,363	---	---	---	---	---	---	---	102,363
(LBT) Michael Kielsky	---	---	---	---	---	---	---	6,189	---	---	---	---	---	---	---	6,189
(REP) J. D. Hayworth *	---	---	---	---	---	---	---	159,455	---	---	---	---	---	---	---	159,455
U.S. REPRESENTATIVE IN CONGRESS - DISTRICT NO. 6																
(LBT) Craig Stritar	---	---	---	---	---	---	---	47,821	---	---	---	4,874	---	---	---	52,695
(REP) Jeff Flake *	---	---	---	---	---	---	---	186,069	---	---	---	16,813	---	---	---	202,882

* Elected

STATE OF ARIZONA OFFICIAL CANVASS

2004 General Election - November 2, 2004
 Compiled and Issued by the Arizona Secretary of State

	Apache	Cochise	Coconino	Gila	Graham	Greenlee	La Paz	Maricopa	Mohave	Navajo	Pima	Pinal	Santa Cruz	Yavapai	Yuma	TOTAL
U.S. REPRESENTATIVE IN CONGRESS - DISTRICT NO. 7																
(DEM) Raúl Grijalva *	---	---	---	---	---	---	1,827	12,024	---	---	68,694	2,314	6,738	---	17,271	108,868
(LBT) Dave Kaplan	---	---	---	---	---	---	287	1,030	---	---	4,219	270	206	---	1,491	7,503
(REP) Joseph Sweeney	---	---	---	---	---	---	2,543	11,574	---	---	23,837	2,073	1,790	---	17,249	59,066
U.S. REPRESENTATIVE IN CONGRESS - DISTRICT NO. 8																
(DEM) Eva Bacal	---	15,679	---	---	---	---	---	---	---	---	91,888	1,490	906	---	---	109,963
(LBT) Robert Anderson	---	2,140	---	---	---	---	---	---	---	---	8,079	103	121	---	---	10,443
(REP) Jim Kolbe *	---	25,189	---	---	---	---	---	---	---	---	153,168	3,509	1,497	---	---	183,363
STATE SENATOR - DISTRICT NO. 1																
(DEM) Susan E. Friedman	---	---	6,787	---	---	---	---	---	---	---	---	---	---	27,539	---	34,326
(REP) Ken Bennett *	---	---	6,799	---	---	---	---	---	---	---	---	---	---	43,928	---	50,727
STATE SENATOR - DISTRICT NO. 2																
(DEM) Albert Hale *	15,716	---	23,577	---	---	---	---	---	194	8,104	---	---	---	0	---	47,591
STATE SENATOR - DISTRICT NO. 3																
(REP) Ron Gould *	---	---	2,221	---	---	---	1,749	---	39,676	---	---	---	---	---	---	43,646
STATE SENATOR - DISTRICT NO. 4																
(REP) Jack W. Harper *	---	---	---	---	---	---	---	64,016	---	---	---	---	---	7,854	---	71,870
STATE SENATOR - DISTRICT NO. 5																
(DEM) Cameron Udall	2,545	---	0	9,153	4,172	1,624	---	---	---	10,022	---	0	---	---	---	27,516
(REP) Jake Flake *	3,539	---	0	10,421	6,141	1,304	---	---	---	12,362	---	0	---	---	---	33,767
STATE SENATOR - DISTRICT NO. 6																
(DEM) Marla Wing	---	---	---	---	---	---	---	21,598	---	---	---	---	---	---	---	21,598
(REP) Dean Martin *	---	---	---	---	---	---	---	42,025	---	---	---	---	---	---	---	42,025
STATE SENATOR - DISTRICT NO. 7																
(DEM) John B. Vannucci	---	---	---	---	---	---	---	22,814	---	---	---	---	---	---	---	22,814
(REP) Jim Waring *	---	---	---	---	---	---	---	46,335	---	---	---	---	---	---	---	46,335

* Elected

STATE OF ARIZONA OFFICIAL CANVASS

2004 General Election - November 2, 2004
 Compiled and Issued by the Arizona Secretary of State

	Apache	Cochise	Coconino	Gila	Graham	Greenlee	La Paz	Maricopa	Mohave	Navajo	Pima	Pinal	Santa Cruz	Yavapai	Yuma	TOTAL
STATE SENATOR - DISTRICT NO. 8																
(DEM) Stuart M. Turnansky	---	---	---	---	---	---	---	26,398	---	---	---	---	---	---	---	26,398
(LBT) Orville Weyrich	---	---	---	---	---	---	---	2,845	---	---	---	---	---	---	---	2,845
(REP) Carolyn S. Allen *	---	---	---	---	---	---	---	55,578	---	---	---	---	---	---	---	55,578
STATE SENATOR - DISTRICT NO. 9																
(DEM) Steve Poe	---	---	---	---	---	---	---	27,601	---	---	---	---	---	---	---	27,601
(REP) Robert Bob Burns *	---	---	---	---	---	---	---	40,817	---	---	---	---	---	---	---	40,817
STATE SENATOR - DISTRICT NO. 10																
(DEM) Lydia Guzman	---	---	---	---	---	---	---	22,090	---	---	---	---	---	---	---	22,090
(REP) Linda Gray *	---	---	---	---	---	---	---	27,077	---	---	---	---	---	---	---	27,077
STATE SENATOR - DISTRICT NO. 11																
(DEM) Seth Apfel	---	---	---	---	---	---	---	28,364	---	---	---	---	---	---	---	28,364
(LBT) Sean Nottingham	---	---	---	---	---	---	---	4,042	---	---	---	---	---	---	---	4,042
(REP) Barbara Leff *	---	---	---	---	---	---	---	44,731	---	---	---	---	---	---	---	44,731
STATE SENATOR - DISTRICT NO. 12																
(DEM) Kathi Foster	---	---	---	---	---	---	---	31,700	---	---	---	---	---	---	---	31,700
(REP) Robert Blendu *	---	---	---	---	---	---	---	37,397	---	---	---	---	---	---	---	37,397
STATE SENATOR - DISTRICT NO. 13																
(DEM) Richard Miranda *	---	---	---	---	---	---	---	20,417	---	---	---	---	---	---	---	20,417
STATE SENATOR - DISTRICT NO. 14																
(DEM) Bill Brotherton *	---	---	---	---	---	---	---	15,437	---	---	---	---	---	---	---	15,437
STATE SENATOR - DISTRICT NO. 15																
(DEM) Ken Chevront *	---	---	---	---	---	---	---	24,436	---	---	---	---	---	---	---	24,436
(REP) Andrew Smigielski	---	---	---	---	---	---	---	13,114	---	---	---	---	---	---	---	13,114
(Write-In) Bradley Cashman (Write-In)	---	---	---	---	---	---	---	4	---	---	---	---	---	---	---	4
STATE SENATOR - DISTRICT NO. 16																

* Elected

STATE OF ARIZONA OFFICIAL CANVASS

2004 General Election - November 2, 2004
 Compiled and Issued by the Arizona Secretary of State

	Apache	Cochise	Coconino	Gila	Graham	Greenlee	La Paz	Maricopa	Mohave	Navajo	Pima	Pinal	Santa Cruz	Yavapai	Yuma	TOTAL
(DEM) Linda Aguirre *	---	---	---	---	---	---	---	26,078	---	---	---	---	---	---	---	26,078
STATE SENATOR - DISTRICT NO. 17																
(DEM) Harry Mitchell *	---	---	---	---	---	---	---	35,541	---	---	---	---	---	---	---	35,541
(REP) Jesse J. Hernandez	---	---	---	---	---	---	---	22,588	---	---	---	---	---	---	---	22,588
STATE SENATOR - DISTRICT NO. 18																
(REP) Karen Johnson *	---	---	---	---	---	---	---	32,732	---	---	---	---	---	---	---	32,732
STATE SENATOR - DISTRICT NO. 19																
(REP) Marilyn Jarrett *	---	---	---	---	---	---	---	55,630	---	---	---	---	---	---	---	55,630
STATE SENATOR - DISTRICT NO. 20																
(LBT) Warren Severin	---	---	---	---	---	---	---	15,917	---	---	---	---	---	---	---	15,917
(REP) John Huppenthal *	---	---	---	---	---	---	---	49,770	---	---	---	---	---	---	---	49,770
STATE SENATOR - DISTRICT NO. 21																
(REP) Jay Tibshraeny *	---	---	---	---	---	---	---	62,607	---	---	---	---	---	---	---	62,607
STATE SENATOR - DISTRICT NO. 22																
(REP) Thayer Verschoor *	---	---	---	---	---	---	---	60,968	---	---	---	6,709	---	---	---	67,677
STATE SENATOR - DISTRICT NO. 23																
(DEM) Rebecca Rios *	---	---	---	389	---	---	---	3,093	---	---	---	31,110	---	---	---	34,592
STATE SENATOR - DISTRICT NO. 24																
(DEM) Robert Cannell *	---	---	---	---	---	---	1,667	---	---	---	---	---	---	---	27,118	28,785
(LBT) Rodney Martin	---	---	---	---	---	---	514	---	---	---	---	---	---	---	5,441	5,955
STATE SENATOR - DISTRICT NO. 25																
(DEM) Marsha Arzberger *	---	14,918	---	---	---	---	---	759	---	---	9,258	726	5,853	---	---	31,514
(REP) L. E. (Les) Thompson	---	13,012	---	---	---	---	---	918	---	---	7,526	820	2,404	---	---	24,680
STATE SENATOR - DISTRICT NO. 26																
(REP) Toni Hellon *	---	---	---	---	---	---	---	---	---	---	60,591	3,712	---	---	---	64,303

* Elected

STATE OF ARIZONA OFFICIAL CANVASS

2004 General Election - November 2, 2004
 Compiled and Issued by the Arizona Secretary of State

	Apache	Cochise	Coconino	Gila	Graham	Greenlee	La Paz	Maricopa	Mohave	Navajo	Pima	Pinal	Santa Cruz	Yavapai	Yuma	TOTAL
STATE SENATOR - DISTRICT NO. 27																
(DEM) Jorge Luis Garcia *	---	---	---	---	---	---	---	---	---	---	43,532	---	---	---	---	43,532
STATE SENATOR - DISTRICT NO. 28																
(DEM) Gabrielle Giffords *	---	---	---	---	---	---	---	---	---	---	43,911	---	---	---	---	43,911
(LBT) Mick Chvala	---	---	---	---	---	---	---	---	---	---	2,289	---	---	---	---	2,289
(REP) Charles H. (Chuck) Josephson	---	---	---	---	---	---	---	---	---	---	22,254	---	---	---	---	22,254
STATE SENATOR - DISTRICT NO. 29																
(DEM) Victor Soltero *	---	---	---	---	---	---	---	---	---	---	26,414	---	---	---	---	26,414
(REP) Bruce P. Murchison	---	---	---	---	---	---	---	---	---	---	15,833	---	---	---	---	15,833
STATE SENATOR - DISTRICT NO. 30																
(REP) Tim Bee *	---	11,995	---	---	---	---	---	---	---	---	57,352	---	1,671	---	---	71,018
STATE REPRESENTATIVE - DISTRICT NO. 1																
(DEM) Wesley L. Edmonds	---	---	4,640	---	---	---	---	---	---	---	---	---	---	19,064	---	23,704
(DEM) James Kimes	---	---	4,747	---	---	---	---	---	---	---	---	---	---	19,599	---	24,346
(LBT) Allan Briney	---	---	1,109	---	---	---	---	---	---	---	---	---	---	3,584	---	4,693
(REP) Lucy Mason *	---	---	6,011	---	---	---	---	---	---	---	---	---	---	42,574	---	48,585
(REP) Tom O'Halleran *	---	---	6,783	---	---	---	---	---	---	---	---	---	---	40,994	---	47,777
STATE REPRESENTATIVE - DISTRICT NO. 2																
(DEM) Ann Kirkpatrick *	5,401	---	20,361	---	---	---	---	---	141	3,044	---	---	---	0	---	28,947
(DEM) Albert Tom *	9,133	---	11,458	---	---	---	---	---	119	3,954	---	---	---	0	---	24,664
(IND) Sylvia Laughter	8,665	---	7,761	---	---	---	---	---	37	4,687	---	---	---	0	---	21,150
STATE REPRESENTATIVE - DISTRICT NO. 3																
(DEM) Peggy Toomey Hammann	---	---	1,420	---	---	---	651	---	15,316	---	---	---	---	---	---	17,387
(DEM) Bruce Hinman	---	---	791	---	---	---	653	---	16,694	---	---	---	---	---	---	18,138
(REP) Trish Groe *	---	---	933	---	---	---	1,143	---	26,320	---	---	---	---	---	---	28,396
(REP) Nancy McLain *	---	---	1,311	---	---	---	1,161	---	27,521	---	---	---	---	---	---	29,993

* Elected

STATE OF ARIZONA OFFICIAL CANVASS

2004 General Election - November 2, 2004
 Compiled and Issued by the Arizona Secretary of State

	Apache	Cochise	Coconino	Gila	Graham	Greenlee	La Paz	Maricopa	Mohave	Navajo	Pima	Pinal	Santa Cruz	Yavapai	Yuma	TOTAL
STATE REPRESENTATIVE - DISTRICT NO. 4																
(REP) Tom Boone *	---	---	---	---	---	---	---	53,453	---	---	---	---	---	6,043	---	59,496
(REP) Judy M. Burges *	---	---	---	---	---	---	---	52,779	---	---	---	---	---	6,810	---	59,589
STATE REPRESENTATIVE - DISTRICT NO. 5																
(DEM) Jack A. Brown *	2,742	---	0	9,059	4,381	1,557	---	---	---	9,489	---	0	---	---	---	27,228
(REP) Sylvia Tenney Allen	2,677	---	0	8,370	4,218	1,035	---	---	---	10,580	---	0	---	---	---	26,880
(REP) Bill Konopnicki *	3,425	---	0	10,280	6,750	1,348	---	---	---	11,523	---	0	---	---	---	33,326
STATE REPRESENTATIVE - DISTRICT NO. 6																
(DEM) Rano Singh	---	---	---	---	---	---	---	24,178	---	---	---	---	---	---	---	24,178
(REP) Ted Carpenter *	---	---	---	---	---	---	---	33,758	---	---	---	---	---	---	---	33,758
(REP) Pamela Gorman *	---	---	---	---	---	---	---	35,457	---	---	---	---	---	---	---	35,457
STATE REPRESENTATIVE - DISTRICT NO. 7																
(DEM) Virgel Cain	---	---	---	---	---	---	---	22,694	---	---	---	---	---	---	---	22,694
(DEM) Mark Monday	---	---	---	---	---	---	---	21,087	---	---	---	---	---	---	---	21,087
(REP) Ray Barnes *	---	---	---	---	---	---	---	40,381	---	---	---	---	---	---	---	40,381
(REP) David Burnell Smith *	---	---	---	---	---	---	---	37,752	---	---	---	---	---	---	---	37,752
STATE REPRESENTATIVE - DISTRICT NO. 8																
(DEM) Nancy Buel	---	---	---	---	---	---	---	26,737	---	---	---	---	---	---	---	26,737
(DEM) Nancy Stein	---	---	---	---	---	---	---	28,480	---	---	---	---	---	---	---	28,480
(REP) Michele Reagan *	---	---	---	---	---	---	---	50,806	---	---	---	---	---	---	---	50,806
(REP) Colette Rosati *	---	---	---	---	---	---	---	41,496	---	---	---	---	---	---	---	41,496
STATE REPRESENTATIVE - DISTRICT NO. 9																
(REP) Rick Murphy *	---	---	---	---	---	---	---	43,111	---	---	---	---	---	---	---	43,111
(REP) Bob Stump *	---	---	---	---	---	---	---	43,216	---	---	---	---	---	---	---	43,216
STATE REPRESENTATIVE - DISTRICT NO. 10																
(DEM) Aaron Jahneke	---	---	---	---	---	---	---	17,042	---	---	---	---	---	---	---	17,042
(DEM) Jackie Thrasher	---	---	---	---	---	---	---	21,284	---	---	---	---	---	---	---	21,284
(REP) Doug Quelland *	---	---	---	---	---	---	---	22,959	---	---	---	---	---	---	---	22,959

* Elected

STATE OF ARIZONA OFFICIAL CANVASS

2004 General Election - November 2, 2004
 Compiled and Issued by the Arizona Secretary of State

	Apache	Cochise	Coconino	Gila	Graham	Greenlee	La Paz	Maricopa	Mohave	Navajo	Pima	Pinal	Santa Cruz	Yavapai	Yuma	TOTAL
(REP) Jim Weiers *	---	---	---	---	---	---	---	24,185	---	---	---	---	---	---	---	24,185
STATE REPRESENTATIVE - DISTRICT NO. 11																
(LBT) James Iannuzo	---	---	---	---	---	---	---	12,693	---	---	---	---	---	---	---	12,693
(LBT) Garry Myers	---	---	---	---	---	---	---	14,507	---	---	---	---	---	---	---	14,507
(REP) John Allen *	---	---	---	---	---	---	---	44,054	---	---	---	---	---	---	---	44,054
(REP) Stephen Tully *	---	---	---	---	---	---	---	45,503	---	---	---	---	---	---	---	45,503
STATE REPRESENTATIVE - DISTRICT NO. 12																
(DEM) Leonard A. Clark	---	---	---	---	---	---	---	22,452	---	---	---	---	---	---	---	22,452
(DEM) Ken Thomas	---	---	---	---	---	---	---	25,575	---	---	---	---	---	---	---	25,575
(REP) John Nelson *	---	---	---	---	---	---	---	35,108	---	---	---	---	---	---	---	35,108
(REP) Jerry Weiers *	---	---	---	---	---	---	---	34,544	---	---	---	---	---	---	---	34,544
STATE REPRESENTATIVE - DISTRICT NO. 13																
(DEM) Steve Gallardo *	---	---	---	---	---	---	---	12,430	---	---	---	---	---	---	---	12,430
(DEM) Martha Garcia *	---	---	---	---	---	---	---	14,202	---	---	---	---	---	---	---	14,202
(REP) Bill Johnson	---	---	---	---	---	---	---	9,627	---	---	---	---	---	---	---	9,627
STATE REPRESENTATIVE - DISTRICT NO. 14																
(DEM) Debbie McCune-Davis *	---	---	---	---	---	---	---	12,261	---	---	---	---	---	---	---	12,261
(DEM) Robert Meza *	---	---	---	---	---	---	---	11,678	---	---	---	---	---	---	---	11,678
STATE REPRESENTATIVE - DISTRICT NO. 15																
(DEM) David Lujan *	---	---	---	---	---	---	---	19,999	---	---	---	---	---	---	---	19,999
(DEM) Kyrsten Sinema *	---	---	---	---	---	---	---	19,402	---	---	---	---	---	---	---	19,402
(REP) Oksana Komarnyckyj	---	---	---	---	---	---	---	12,299	---	---	---	---	---	---	---	12,299
(REP) Tara Roesler	---	---	---	---	---	---	---	12,565	---	---	---	---	---	---	---	12,565
STATE REPRESENTATIVE - DISTRICT NO. 16																
(DEM) Leah Landrum *	---	---	---	---	---	---	---	19,077	---	---	---	---	---	---	---	19,077
(DEM) Ben R. Miranda *	---	---	---	---	---	---	---	18,619	---	---	---	---	---	---	---	18,619

* Elected

STATE OF ARIZONA OFFICIAL CANVASS

2004 General Election - November 2, 2004
 Compiled and Issued by the Arizona Secretary of State

	Apache	Cochise	Coconino	Gila	Graham	Greenlee	La Paz	Maricopa	Mohave	Navajo	Pima	Pinal	Santa Cruz	Yavapai	Yuma	TOTAL
STATE REPRESENTATIVE - DISTRICT NO. 17																
(DEM) Edward Z. Ableser	---	---	---	---	---	---	---	24,194	---	---	---	---	---	---	---	24,194
(DEM) Meg Burton-Cahill *	---	---	---	---	---	---	---	27,915	---	---	---	---	---	---	---	27,915
(LBT) Mike Read	---	---	---	---	---	---	---	3,194	---	---	---	---	---	---	---	3,194
(REP) Laura Knaperek *	---	---	---	---	---	---	---	25,618	---	---	---	---	---	---	---	25,618
(REP) Mark Thompson	---	---	---	---	---	---	---	23,074	---	---	---	---	---	---	---	23,074
STATE REPRESENTATIVE - DISTRICT NO. 18																
(DEM) Kevin Jackson	---	---	---	---	---	---	---	15,811	---	---	---	---	---	---	---	15,811
(REP) Mark Anderson *	---	---	---	---	---	---	---	24,271	---	---	---	---	---	---	---	24,271
(REP) Russell Pearce *	---	---	---	---	---	---	---	23,286	---	---	---	---	---	---	---	23,286
STATE REPRESENTATIVE - DISTRICT NO. 19																
(REP) Chuck Gray *	---	---	---	---	---	---	---	45,407	---	---	---	---	---	---	---	45,407
(REP) Gary Pierce *	---	---	---	---	---	---	---	42,644	---	---	---	---	---	---	---	42,644
STATE REPRESENTATIVE - DISTRICT NO. 20																
(DEM) Jim Torgeson	---	---	---	---	---	---	---	29,836	---	---	---	---	---	---	---	29,836
(LBT) Joel Beckwith	---	---	---	---	---	---	---	7,570	---	---	---	---	---	---	---	7,570
(REP) John McComish *	---	---	---	---	---	---	---	38,059	---	---	---	---	---	---	---	38,059
(REP) Bob Robson *	---	---	---	---	---	---	---	37,334	---	---	---	---	---	---	---	37,334
STATE REPRESENTATIVE - DISTRICT NO. 21																
(REP) Warde V. Nichols *	---	---	---	---	---	---	---	44,883	---	---	---	---	---	---	---	44,883
(REP) Steve Yarbrough *	---	---	---	---	---	---	---	50,125	---	---	---	---	---	---	---	50,125
STATE REPRESENTATIVE - DISTRICT NO. 22																
(LBT) Wade Reynolds	---	---	---	---	---	---	---	14,439	---	---	---	1,865	---	---	---	16,304
(REP) Andy Biggs *	---	---	---	---	---	---	---	47,008	---	---	---	4,924	---	---	---	51,932
(REP) Eddie Farnsworth *	---	---	---	---	---	---	---	50,097	---	---	---	5,577	---	---	---	55,674

* Elected

STATE OF ARIZONA OFFICIAL CANVASS

2004 General Election - November 2, 2004
 Compiled and Issued by the Arizona Secretary of State

	Apache	Cochise	Coconino	Gila	Graham	Greenlee	La Paz	Maricopa	Mohave	Navajo	Pima	Pinal	Santa Cruz	Yavapai	Yuma	TOTAL
STATE REPRESENTATIVE - DISTRICT NO. 23																
(DEM) Cheryl Chase *	---	---	---	310	---	---	---	1,896	---	---	---	21,801	---	---	---	24,007
(DEM) Pete Rios *	---	---	---	358	---	---	---	2,275	---	---	---	20,208	---	---	---	22,841
(LBT) Steve Flynn	---	---	---	17	---	---	---	263	---	---	---	3,982	---	---	---	4,262
(REP) Frank Pratt	---	---	---	36	---	---	---	1,275	---	---	---	20,439	---	---	---	21,750
STATE REPRESENTATIVE - DISTRICT NO. 24																
(DEM) Amanda Aguirre *	---	---	---	---	---	---	1,279	---	---	---	---	---	---	---	17,027	18,306
(DEM) Wm. Michael Smith	---	---	---	---	---	---	993	---	---	---	---	---	---	---	15,980	16,973
(LBT) Edmund L. Sheldon III	---	---	---	---	---	---	277	---	---	---	---	---	---	---	2,741	3,018
(REP) Russ Jones *	---	---	---	---	---	---	1,102	---	---	---	---	---	---	---	19,051	20,153
STATE REPRESENTATIVE - DISTRICT NO. 25																
(DEM) Manuel V. "Manny" Alvarez *	---	12,075	---	---	---	---	---	525	---	---	6,888	542	5,569	---	---	25,599
(DEM) Monica Perez	---	10,145	---	---	---	---	---	551	---	---	7,151	565	4,149	---	---	22,561
(REP) Jennifer J. Burns *	---	12,712	---	---	---	---	---	901	---	---	8,632	783	2,093	---	---	25,121
(REP) David Stevens	---	11,528	---	---	---	---	---	846	---	---	6,750	735	1,578	---	---	21,437
STATE REPRESENTATIVE - DISTRICT NO. 26																
(DEM) Martin Drozdoff	---	---	---	---	---	---	---	---	---	---	26,869	1,462	---	---	---	28,331
(DEM) Amanda Simpson	---	---	---	---	---	---	---	---	---	---	29,531	1,580	---	---	---	31,111
(REP) Pete Hershberger *	---	---	---	---	---	---	---	---	---	---	45,929	3,143	---	---	---	49,072
(REP) Steve Huffman *	---	---	---	---	---	---	---	---	---	---	40,394	2,762	---	---	---	43,156
STATE REPRESENTATIVE - DISTRICT NO. 27																
(DEM) Olivia Cajero Bedford *	---	---	---	---	---	---	---	---	---	---	35,507	---	---	---	---	35,507
(DEM) Phil Lopes *	---	---	---	---	---	---	---	---	---	---	29,902	---	---	---	---	29,902
STATE REPRESENTATIVE - DISTRICT NO. 28																
(DEM) Dave Bradley *	---	---	---	---	---	---	---	---	---	---	37,003	---	---	---	---	37,003
(DEM) Ted Downing *	---	---	---	---	---	---	---	---	---	---	38,336	---	---	---	---	38,336
(LBT) Daniel Hickman	---	---	---	---	---	---	---	---	---	---	3,929	---	---	---	---	3,929
(REP) Richard "Dick" Dale	---	---	---	---	---	---	---	---	---	---	20,545	---	---	---	---	20,545
(REP) Bill Phillips	---	---	---	---	---	---	---	---	---	---	21,345	---	---	---	---	21,345

* Elected

STATE OF ARIZONA OFFICIAL CANVASS

2004 General Election - November 2, 2004
 Compiled and Issued by the Arizona Secretary of State

	Apache	Cochise	Coconino	Gila	Graham	Greenlee	La Paz	Maricopa	Mohave	Navajo	Pima	Pinal	Santa Cruz	Yavapai	Yuma	TOTAL
STATE REPRESENTATIVE - DISTRICT NO. 29																
(DEM) Linda Lopez *	---	---	---	---	---	---	---	---	---	---	30,317	---	---	---	---	30,317
(DEM) Tom Prezelski *	---	---	---	---	---	---	---	---	---	---	20,152	---	---	---	---	20,152
STATE REPRESENTATIVE - DISTRICT NO. 30																
(DEM) Esther Sharif	---	5,296	---	---	---	---	---	---	---	---	30,134	---	1,140	---	---	36,570
(REP) Marian A McClure *	---	8,332	---	---	---	---	---	---	---	---	39,367	---	1,078	---	---	48,777
(REP) Jonathan Paton *	---	7,608	---	---	---	---	---	---	---	---	37,889	---	986	---	---	46,483
CORPORATION COMMISSIONER - TERM EXPIRING JANUARY 1, 2007																
(LBT) Rick Fowlkes	7,131	8,552	14,426	4,247	1,878	571	967	223,385	10,929	7,868	75,884	12,666	2,491	16,637	6,446	394,078
(REP) Kris Mayes *	12,611	28,000	25,642	12,529	6,754	1,703	3,175	699,805	34,835	18,948	206,643	39,067	6,373	56,052	23,641	1,175,778
CORPORATION COMMISSIONER - TERM EXPIRING JANUARY 5, 2009 (THREE SEATS)																
(DEM) Mark Manoil	11,279	14,441	20,488	7,284	3,115	1,153	1,495	353,425	15,393	11,064	136,432	21,824	5,065	25,478	12,499	640,435
(DEM) Nina Trasoff	11,515	17,394	22,643	8,435	3,677	1,309	1,713	394,513	17,571	12,379	179,234	24,913	6,271	28,895	13,786	744,248
(REP) Mike Gleason *	6,385	19,767	15,929	8,244	4,700	897	2,263	527,396	26,708	11,871	132,137	24,941	3,423	41,386	16,771	842,818
(REP) Jeff Hatch-Miller *	6,461	19,401	16,413	8,919	4,644	972	2,178	553,003	25,328	12,915	142,089	27,337	3,195	43,787	15,152	881,794
(REP) Bill Mundell *	5,831	20,364	18,864	9,124	4,719	961	2,292	545,302	26,958	13,376	140,942	27,036	3,155	45,155	16,052	880,131

* Elected

STATE OF ARIZONA OFFICIAL CANVASS

2004 General Election - November 2, 2004
 Compiled and Issued by the Arizona Secretary of State

	Apache	Cochise	Coconino	Gila	Graham	Greenlee	La Paz	Maricopa	Mohave	Navajo	Pima	Pinal	Santa Cruz	Yavapai	Yuma	TOTAL
Justice of the Arizona Supreme Court																
REBECCA WHITE BERCH																
Be retained YES *	15,274	28,723	29,506	12,305	6,420	1,900	3,104	579,705	32,970	19,530	212,213	39,311	7,577	54,197	24,225	1,066,960
Be retained NO	4,930	6,225	6,572	3,265	1,641	375	785	150,787	7,777	5,388	47,888	8,476	1,661	10,280	4,136	260,186
CHARLES E. JONES																
Be retained YES *	14,590	27,787	28,114	11,939	6,033	1,864	2,962	533,627	32,118	19,126	207,842	37,776	7,236	52,847	23,644	1,007,505
Be retained NO	5,224	6,238	6,896	3,343	1,662	429	827	163,125	7,687	5,651	49,785	8,761	1,745	10,582	4,077	276,032
MICHAEL D. RYAN																
Be retained YES *	14,750	27,896	28,516	11,550	6,110	1,836	2,999	545,032	32,027	19,147	204,947	37,804	7,194	52,514	23,418	1,015,740
Be retained NO	5,059	6,056	6,710	3,234	1,584	401	771	159,491	7,465	5,432	48,464	8,482	1,644	10,238	4,010	269,041
Judge of the Court of Appeals Division I																
DANIEL A. BARKER																
Be retained YES *	---	---	---	---	---	---	---	435,202	---	---	---	---	---	---	---	435,202
Be retained NO	---	---	---	---	---	---	---	138,393	---	---	---	---	---	---	---	138,393
SUSAN A. EHRlich																
Be retained YES *	---	---	---	---	---	---	---	418,004	---	---	---	---	---	---	---	418,004
Be retained NO	---	---	---	---	---	---	---	166,656	---	---	---	---	---	---	---	166,656
JOHN GEMMILL																
Be retained YES *	---	---	---	---	---	---	---	405,270	---	---	---	---	---	---	---	405,270
Be retained NO	---	---	---	---	---	---	---	157,600	---	---	---	---	---	---	---	157,600
PATRICK IRVINE																
Be retained YES *	---	---	---	---	---	---	---	420,302	---	---	---	---	---	---	---	420,302
Be retained NO	---	---	---	---	---	---	---	142,308	---	---	---	---	---	---	---	142,308
JEFFERSON LANKFORD																
Be retained YES *	---	---	---	---	---	---	---	401,691	---	---	---	---	---	---	---	401,691
Be retained NO	---	---	---	---	---	---	---	160,388	---	---	---	---	---	---	---	160,388
G. MURRAY SNOW																
Be retained YES *	---	---	---	---	---	---	---	419,722	---	---	---	---	---	---	---	419,722
Be retained NO	---	---	---	---	---	---	---	142,119	---	---	---	---	---	---	---	142,119
LAWRENCE WINTHROP																
Be retained YES *	---	---	---	---	---	---	---	416,420	---	---	---	---	---	---	---	416,420
Be retained NO	---	---	---	---	---	---	---	147,705	---	---	---	---	---	---	---	147,705

* Retained

STATE OF ARIZONA OFFICIAL CANVASS

2004 General Election - November 2, 2004
 Compiled and Issued by the Arizona Secretary of State

	Apache	Cochise	Coconino	Gila	Graham	Greenlee	La Paz	Maricopa	Mohave	Navajo	Pima	Pinal	Santa Cruz	Yavapai	Yuma	TOTAL
Judge of the Court of Appeals Division I																
PHILIP HALL																
Be retained YES *	14,580	---	27,591	---	---	---	2,955	---	31,094	18,694	---	---	---	50,622	24,226	169,762
Be retained NO	4,994	---	6,813	---	---	---	804	---	7,727	5,524	---	---	---	10,479	3,969	40,310
JAMES SULT																
Be retained YES *	13,864	---	26,633	---	---	---	2,909	---	30,809	17,841	---	---	---	51,478	22,625	166,159
Be retained NO	5,401	---	7,131	---	---	---	848	---	8,063	5,779	---	---	---	10,638	4,549	42,409
JON THOMPSON																
Be retained YES *	14,317	---	27,259	---	---	---	2,822	---	31,253	18,269	---	---	---	49,710	23,329	166,959
Be retained NO	4,911	---	6,872	---	---	---	777	---	7,782	5,152	---	---	---	10,540	4,097	40,131
Judge of the Court of Appeals Division II																
JOHN PELANDER																
Be retained YES *	---	---	---	---	---	---	---	---	---	---	202,371	---	---	---	---	202,371
Be retained NO	---	---	---	---	---	---	---	---	---	---	49,627	---	---	---	---	49,627
Judge of the Court of Appeals Division II																
M. JAN FLÓREZ																
Be retained YES *	---	26,247	---	11,270	6,000	1,880	---	---	---	---	---	36,081	7,884	---	---	89,362
Be retained NO	---	7,582	---	3,738	1,733	397	---	---	---	---	---	10,363	1,585	---	---	25,398

* Retained

STATE OF ARIZONA OFFICIAL CANVASS

2004 General Election - November 2, 2004
Compiled and Issued by the Arizona Secretary of State

	Apache	Cochise	Coconino	Gila	Graham	Greenlee	La Paz	Maricopa	Mohave	Navajo	Pima	Pinal	Santa Cruz	Yavapai	Yuma	TOTAL
PROPOSITION 100																
PROPOSED AMENDMENT TO THE CONSTITUTION BY THE LEGISLATURE																
SENATE CONCURRENT RESOLUTION 1012																
A CONCURRENT RESOLUTION																
PROPOSING AN AMENDMENT TO THE CONSTITUTION OF ARIZONA; AMENDING ARTICLE X, CONSTITUTION OF ARIZONA, BY ADDING SECTION 12; RELATING TO STATE LANDS.																
YES	7,940	19,206	18,544	8,593	4,877	1,370	2,035	495,691	23,512	12,552	140,720	25,552	4,273	35,122	18,510	818,497
NO *	12,148	20,865	27,334	10,051	4,510	1,357	2,396	487,616	26,905	15,891	186,506	32,172	5,754	44,428	14,721	892,654
PROPOSITION 101																
PROPOSED AMENDMENT TO THE CONSTITUTION BY THE LEGISLATURE																
HOUSE CONCURRENT RESOLUTION 2022																
A CONCURRENT RESOLUTION																
PROPOSING AN AMENDMENT TO THE CONSTITUTION OF ARIZONA; AMENDING ARTICLE IX, CONSTITUTION OF ARIZONA, BY ADDING SECTION 23; RELATING TO INITIATIVE AND REFERENDUM MEASURES.																
YES *	10,738	20,759	22,471	9,946	4,738	1,440	2,320	532,853	25,299	15,253	153,389	29,605	4,464	43,500	18,032	894,807
NO	8,858	18,106	21,107	7,903	4,183	1,144	1,919	391,725	22,917	12,276	159,598	25,502	5,159	32,095	13,675	726,167
PROPOSITION 102																
PROPOSED AMENDMENT TO THE CONSTITUTION BY THE LEGISLATURE																
HOUSE CONCURRENT RESOLUTION 2028																
A CONCURRENT RESOLUTION																
PROPOSING AN AMENDMENT TO THE CONSTITUTION OF ARIZONA; AMENDING ARTICLE IX, SECTION 7, CONSTITUTION OF ARIZONA; RELATING TO PUBLIC DEBT, REVENUE AND TAXATION.																
YES	9,015	17,622	21,515	7,129	3,896	1,036	1,477	456,320	17,778	12,842	169,463	23,003	4,563	33,338	13,280	792,277
NO *	10,566	21,584	22,735	10,856	5,136	1,591	2,726	485,381	30,870	14,846	148,335	31,991	5,229	42,798	18,988	853,632
PROPOSITION 103																
PROPOSED AMENDMENT TO THE CONSTITUTION BY THE LEGISLATURE																
SENATE CONCURRENT RESOLUTION 1009																
A CONCURRENT RESOLUTION																
PROPOSING AN AMENDMENT TO THE CONSTITUTION OF ARIZONA; AMENDING ARTICLE VI, SECTION 31, CONSTITUTION OF ARIZONA; RELATING TO THE JUDICIAL DEPARTMENT.																
YES *	11,117	21,818	24,920	9,703	4,782	1,382	2,295	510,767	24,889	15,298	173,161	29,461	5,040	44,617	17,456	896,706
NO	8,626	17,264	19,710	8,534	4,187	1,318	2,055	443,849	24,547	12,765	144,608	27,115	4,801	32,578	15,296	767,253
PROPOSITION 104																
PROPOSED AMENDMENT TO THE CONSTITUTION BY THE LEGISLATURE																
HOUSE CONCURRENT RESOLUTION 2009																
A CONCURRENT RESOLUTION																
PROPOSING AN AMENDMENT TO THE CONSTITUTION OF ARIZONA; AMENDING ARTICLE IV, PART 1, SECTION 1, CONSTITUTION OF ARIZONA; RELATING TO INITIATIVE PETITIONS.																
YES	8,725	11,797	14,285	5,046	2,965	795	1,309	322,092	14,030	9,750	90,935	16,945	3,088	23,806	10,842	536,410
NO *	10,961	27,128	30,040	12,832	6,029	1,836	2,980	657,761	34,536	17,810	225,531	38,883	6,526	53,085	21,231	1,147,169
PROPOSITION 105																
PROPOSED AMENDMENT TO THE CONSTITUTION BY THE LEGISLATURE																
SENATE CONCURRENT RESOLUTION 1022																
A CONCURRENT RESOLUTION																
PROPOSING AN AMENDMENT TO THE CONSTITUTION OF ARIZONA; AMENDING ARTICLE XI, SECTION 3, CONSTITUTION OF ARIZONA; RELATING TO EDUCATION.																
YES *	11,609	23,168	29,653	10,145	4,853	1,300	2,153	613,902	26,820	16,687	200,955	32,050	5,729	49,041	17,983	1,046,048
NO	8,070	16,134	14,807	7,787	4,179	1,350	2,129	364,231	21,969	11,060	117,213	23,355	4,104	27,788	14,444	638,620

* Received a majority of the votes

STATE OF ARIZONA OFFICIAL CANVASS

2004 General Election - November 2, 2004
 Compiled and Issued by the Arizona Secretary of State

	Apache	Cochise	Coconino	Gila	Graham	Greenlee	La Paz	Maricopa	Mohave	Navajo	Pima	Pinal	Santa Cruz	Yavapai	Yuma	TOTAL
PROPOSITION 200																
PROPOSED BY INITIATIVE PETITION																
AMENDING SECTIONS 16-152, 16-166 AND 16-579, ARIZONA REVISED STATUTES; AMENDING TITLE 46, CHAPTER 1, ARTICLE 3, ARIZONA REVISED STATUTES, BY ADDING SECTION 46-140.01; RELATING TO THE ARIZONA TAXPAYER AND CITIZEN PROTECTIONS ACT.																
YES *	11,731	24,605	22,285	11,189	5,428	1,342	2,729	636,662	34,022	15,942	166,151	35,880	4,141	47,104	22,530	1,041,741
NO	8,433	17,612	25,687	8,238	4,385	1,516	1,901	469,525	18,500	13,087	181,272	24,861	6,644	35,567	13,239	830,467
PROPOSITION 300																
RECOMMENDATION OF THE COMMISSION ON SALARIES FOR ELECTIVE STATE OFFICERS AS TO LEGISLATIVE SALARIES HAS BEEN CERTIFIED TO THE SECRETARY OF STATE AND IS HEREBY SUBMITTED TO THE QUALIFIED ELECTORS FOR THEIR APPROVAL OR REJECTION.																
"SHALL THE RECOMMENDATION OF THE COMMISSION ON SALARIES FOR ELECTIVE STATE OFFICERS CONCERNING LEGISLATIVE SALARIES BE ACCEPTED?"																
_____ YES _____ NO																
RECOMMENDATIONS, IF APPROVED BY THE ELECTORS, SHALL BECOME EFFECTIVE AT THE BEGINNING OF THE NEXT REGULAR LEGISLATIVE SESSION WITHOUT ANY OTHER AUTHORIZING LEGISLATION.																
CURRENT SALARY..... \$24,000																
PROPOSED SALARY..... \$36,000																
YES	7,162	13,389	17,813	5,794	2,592	715	1,254	434,347	14,772	9,273	133,151	19,178	3,446	26,108	10,581	699,575
NO *	12,959	27,436	28,958	13,197	6,940	2,064	3,147	605,524	36,711	19,486	196,511	38,428	6,779	54,632	23,722	1,076,494

* Received a majority of the votes

STATE OF ARIZONA OFFICIAL CANVASS

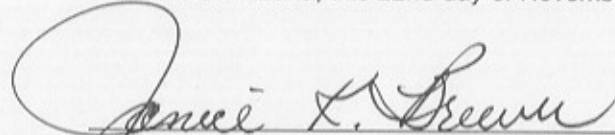
2004 General Election - November 2, 2004
Compiled and Issued by the Arizona Secretary of State

2004 GENERAL ELECTION OFFICIAL CANVASS CERTIFICATION

I, Janice K. Brewer, Secretary of State of Arizona, do hereby certify that the foregoing table is a true, correct and complete tabulation of the votes cast at the 2004 General Election held in the State of Arizona on the 2nd day of November 2004, showing the name of each person voted for, for a Federal or State office in said election, and the number of votes received by each person in said election, as shown by the tabulations received from the Boards of Supervisors of each county in the State of Arizona.

IN WITNESS WHEREOF, I have hereunto set my hand and affixed the Great Seal of the State of Arizona, this 22nd day of November 2004, at the Capitol in Phoenix.






JANICE K. BREWER
Secretary of State

A.R.S. § 16-648 requires that this canvass be conducted in the presence of the Governor and Attorney General whose affirming signatures follow.



JANET NAPOLITANO
Governor



TERRY GODDARD
Attorney General


STATE OF ARIZONA OFFICIAL CANVASS


2004 General Election - November 2, 2004
Compiled and Issued by the Arizona Secretary of State

2004 GENERAL ELECTION OFFICIAL CANVASS CERTIFICATION

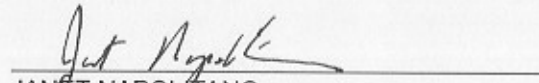
I, Janice K. Brewer, Secretary of State of Arizona, do hereby certify that the foregoing enumeration of election returns is a true, correct and complete tabulation of the votes cast for and against the eight propositions which appeared on the ballot of the 2004 General Election held in the State of Arizona on 2nd day of November 2004.


IN WITNESS WHEREOF, I have hereunto set my hand and affixed the Great Seal of the State of Arizona, this 22nd day of November 2004, at the Capitol in Phoenix.




JANICE K. BREWER
Secretary of State

A.R.S. § 16-648 requires that this canvass be conducted in the presence of the Governor and Chief Justice of the Supreme Court whose affirming signatures follow.


JANET NAPOLITANO
Governor


CHARLES E. JONES
Chief Justice
Arizona Supreme Court