


RESOLUTION NO. 2024-059

WHEREAS, the Board of Supervisors of Mohave County met on this 1st day of April 2024, and

WHEREAS, in compliance with Arizona Revised Statutes 16-645 (B), the Board of Supervisors did this date, certify and affirm that the attached is a true and correct count of all votes cast in the Presidential Preference Election, in Mohave County, Arizona, on March 19, 2024, and does hereby affirm and declare this as the official canvass.


PASSED, APPROVED AND ADOPTED this 1st day of April 2024.

MOHAVE COUNTY BOARD OF SUPERVISORS




Hedy Angius, Chairman

ATTEST:



Laura Skubal, Clerk of the Board



STATISTICS

	Registered Voters - Total	Registered Voters - Republican	Registered Voters - Democratic	Registered Voters - Nonpartisan	Ballots Cast - Total	Ballots Cast - Republican	Ballots Cast - Democratic	Ballots Cast - Nonpartisan	Ballots Cast - Blank	Voter Turnout - Total	Voter Turnout - Republican	Voter Turnout - Democratic	Voter Turnout - Nonpartisan
201-WIKIEUP-CG:9	270	172	15	83	88	80	8	0	0	32.59%	46.51%	53.33%	0%
202-WHITE HILLS-CG:9	318	162	47	109	74	61	13	0	0	23.27%	37.65%	27.66%	0%
203-YUCCA-CG:9	800	451	72	277	250	211	39	0	0	31.25%	46.78%	54.17%	0%
204-CHLORIDE-CG:9	477	269	48	160	140	114	26	0	0	29.35%	42.38%	54.17%	0%
205-NORTH CANYON-CG:9	2,893	1,699	57	1,137	193	178	15	0	1	6.67%	10.48%	26.32%	0%
206-OATMAN-CG:9	161	90	15	56	32	27	5	0	0	19.88%	30%	33.33%	0%
207-DESERT HILLS-CG:9	2,612	1,673	253	686	916	802	114	0	4	35.07%	47.94%	45.06%	0%
208-MEADVIEW-CG:9	1,186	655	163	368	407	315	92	0	2	34.32%	48.09%	56.44%	0%
209-DOLAN SPRINGS-CG:9	1,251	531	205	515	293	221	72	0	2	23.42%	41.62%	35.12%	0%
210-GOLDEN VALLEY-CG:9	7,791	4,242	894	2,655	2,261	1,870	391	0	12	29.02%	44.08%	43.74%	0%
211-BULLHEAD CITY-CG:9	25,016	12,074	4,135	8,807	6,639	5,117	1,522	0	21	26.54%	42.38%	36.81%	0%
212-MOHAVE VALLEY-CG:9	15,717	8,213	2,188	5,316	4,081	3,295	786	0	7	25.97%	40.12%	35.92%	0%
213-HACKBERRY-CG:9	1,932	1,187	185	560	704	617	87	0	1	36.44%	51.98%	47.03%	0%
214-TRUXTON-CG:9	203	124	15	64	60	56	4	0	0	29.56%	45.16%	26.67%	0%
215-KINGMAN CENTRAL-CG:9	5,911	2,805	890	2,216	1,419	1,077	342	0	8	24.01%	38.4%	38.43%	0%
216-KINGMAN NORTH-CG:9	7,873	4,006	1,090	2,777	2,214	1,744	470	0	7	28.12%	43.53%	43.12%	0%
217-KINGMAN SOUTH-CG:9	8,897	5,057	1,114	2,726	2,951	2,452	499	0	6	33.17%	48.49%	44.79%	0%
218-KINGMAN EAST-CG:9	11,640	6,106	1,426	4,108	3,056	2,490	566	0	14	26.25%	40.78%	39.69%	0%
219-LAKE HAVASU NORTH-CG:9	10,982	7,013	1,195	2,774	3,879	3,313	566	0	14	35.32%	47.24%	47.36%	0%
220-LAKE HAVASU SOUTH-CG:9	28,742	17,320	3,395	8,027	8,931	7,514	1,417	0	33	31.07%	43.38%	41.74%	0%
221-LITTLEFIELD-CG:9	2,402	943	323	1,136	449	331	118	0	1	18.69%	35.1%	36.53%	0%
222-GOLDEN SHORES-CG:9	1,476	820	188	468	430	359	71	0	1	29.13%	43.78%	37.77%	0%
223-MOCCASIN-CG:2	162	59	28	75	23	18	5	0	0	14.2%	30.51%	17.86%	0%
224-PEACH SPRINGS-CG:2	563	41	222	300	32	2	30	0	1	5.68%	4.88%	13.51%	0%
Totals	139,275	75,712	18,163	45,400	39,522	32,264	7,258	0	135				

REP President										
VOTE FOR 1										
24 of 24 Precincts Reporting										
	Christie, Chris	Ramaswamy, Vivek	Castro, John Anthony	Stuckenberg, David	Hutchinson, Asa	Hailey, Nikki	Trump, Donald J.	Binkley, Ryan L.	DeSantis, Ron	Total Votes Cast
201-WIKEUP-CG:9	0	1	1	0	0	7	70	0	1	80
202-WHITE HILLS-CG:9	0	0	0	0	0	7	54	0	0	61
203-YUCCA-CG:9	0	1	0	0	0	6	203	0	1	211
204-CHLORIDE-CG:9	0	0	0	0	0	8	105	1	0	114
205-NORTH CANYON-CG:9	0	1	1	0	0	9	165	1	1	178
206-OATMAN-CG:9	1	0	0	0	0	4	22	0	0	27
207-DESERT HILLS-CG:9	3	2	0	0	1	54	734	0	8	802
208-MEADVIEW-CG:9	2	0	0	0	0	26	285	0	2	315
209-DOLAN SPRINGS-CG:9	4	2	0	0	0	7	203	0	4	220
210-GOLDEN VALLEY-CG:9	6	2	0	2	2	100	1,738	1	13	1,864
211-BULLHEAD CITY-CG:9	23	7	1	5	6	373	4,644	6	43	5,108
212-MOHAVE VALLEY-CG:9	11	5	2	2	1	220	3,024	1	25	3,291
213-HACKBERRY-CG:9	2	2	0	0	0	48	559	2	4	617
214-TRUXTON-CG:9	0	0	0	0	0	5	49	0	2	56
215-KINGMAN CENTRAL-CG:9	7	4	1	4	1	93	943	0	19	1,072
216-KINGMAN NORTH-CG:9	7	8	0	5	3	123	1,581	3	14	1,744
217-KINGMAN SOUTH-CG:9	4	10	1	1	2	241	2,154	5	31	2,449
218-KINGMAN EAST-CG:9	9	6	0	5	3	172	2,252	4	32	2,483
219-LAKE HAVASU NORTH-CG:9	9	14	0	1	3	309	2,952	1	18	3,307
220-LAKE HAVASU SOUTH-CG:9	34	15	2	7	4	618	6,741	5	68	7,494
221-LITTLEFIELD-CG:9	0	1	1	0	0	28	296	2	3	331
222-GOLDEN SHORES-CG:9	1	1	0	0	0	24	331	0	1	358
223-MOCCASIN-CG:2	0	0	0	0	0	0	18	0	0	18
224-PEACH SPRINGS-CG:2	0	0	0	0	0	0	1	0	1	2
Totals	123	82	10	32	26	2,482	29,124	32	291	32,202

DEM President										
VOTE FOR 1										
24 of 24 Precincts Reporting										
	Lozada, Frankie	Cornejo, Gabriel	Williamson, Marianne	Palmer, Jason Michael	Lyons, Stephen	Biden Jr., Joseph R.	Phillips, Dean	Total Votes Cast		
201-WIKIEUP-CG:9	0	0	0	0	0	8	0	8		
202-WHITE HILLS-CG:9	0	0	1	1	0	11	0	13		
203-YUCCA-CG:9	0	0	3	1	0	35	0	39		
204-CHLORIDE-CG:9	1	1	0	0	0	22	2	26		
205-NORTH CANYON-CG:9	0	0	1	0	0	13	0	14		
206-OATMAN-CG:9	0	0	0	0	0	5	0	5		
207-DESERT HILLS-CG:9	2	1	1	0	1	99	6	110		
208-MEADVIEW-CG:9	0	2	5	0	0	82	1	90		
209-DOLAN SPRINGS-CG:9	1	1	3	1	2	62	1	71		
210-GOLDEN VALLEY-CG:9	0	0	12	2	3	353	13	383		
211-BULLHEAD CITY-CG:9	11	17	49	16	11	1,360	38	1,502		
212-MOHAVE VALLEY-CG:9	8	5	16	8	6	721	17	781		
213-HACKBERRY-CG:9	1	1	2	0	0	79	3	86		
214-TRUXTON-CG:9	0	0	0	0	0	4	0	4		
215-KINGMAN CENTRAL-CG:9	3	2	12	5	3	307	7	339		
216-KINGMAN NORTH-CG:9	10	3	16	6	6	404	18	463		
217-KINGMAN SOUTH-CG:9	6	2	13	2	6	446	19	494		
218-KINGMAN EAST-CG:9	2	5	16	12	4	491	27	557		
219-LAKE HAVASU NORTH-CG:9	2	3	17	11	8	499	15	555		
220-LAKE HAVASU SOUTH-CG:9	10	4	33	14	7	1,293	36	1,397		
221-LITTLEFIELD-CG:9	0	3	3	1	0	105	5	117		
222-GOLDEN SHORES-CG:9	0	1	2	1	2	63	1	70		
223-MOCCASIN-CG:2	0	0	1	0	0	4	0	5		
224-PEACH SPRINGS-CG:2	1	0	0	0	0	28	0	29		
Totals	58	51	206	81	59	6,494	209	7,158		

Summary Results Report
 Presidential Preference Election
 March 19, 2024

OFFICIAL RESULTS

County of Mohave, State of Arizona

Statistics	TOTAL	Election Day	Early Vote	Provisional
Election Day Precincts Reporting	24 of 24	24	0	14
Precincts Complete	0 of 24	0	0	0
Precincts Partially Reported	24 of 24	24	0	14
Absentee/ Early Precincts Reporting	24 of 24	0	24	0
Registered Voters - Total	139,275			
Registered Voters - Republican	75,712			
Registered Voters - Democratic	18,163			
Registered Voters - Nonpartisan	45,400			
Ballots Cast - Total	39,522	5,358	34,114	50
Ballots Cast - Republican	32,264	5,106	27,109	49
Ballots Cast - Democratic	7,258	252	7,005	1
Ballots Cast - Nonpartisan	0	0	0	0
Ballots Cast - Blank	135	6	129	0
Voter Turnout - Total	28.38%			
Voter Turnout - Republican	42.61%			
Voter Turnout - Democratic	39.96%			
Voter Turnout - Nonpartisan	0.00%			

REP President

Vote For 1

	TOTAL	Election Day	Early Vote	Provisional
Christie, Chris	123	15	108	0
Ramaswamy, Vivek	82	9	73	0
Castro, John Anthony	10	3	7	0
Stuckenberg, David	32	5	27	0
Hutchinson, Asa	26	4	22	0
Haley, Nikki	2,482	94	2,388	0
Trump, Donald J.	29,124	4,925	24,150	49
Binkley, Ryan L.	32	1	31	0
DeSantis, Ron	291	41	250	0
Total Votes Cast	32,202	5,097	27,056	49
Precincts Reporting	24 of 24			

DEM President

Vote For 1

	TOTAL	Election Day	Early Vote	Provisional
Lozada, Frankie	58	1	57	0
Cornejo, Gabriel	51	2	49	0
Williamson, Marianne	206	10	196	0
Palmer, Jason Michael	81	4	77	0
Lyons, Stephen	59	3	56	0
Biden Jr., Joseph R.	6,494	223	6,270	1
Phillips, Dean	209	8	201	0
Total Votes Cast	7,158	251	6,906	1
Precincts Reporting	24 of 24			

201-WIKIEUP-CG:9

Statistics	TOTAL	Election Day	Early Vote	Provisional
Registered Voters - Total	270			
Registered Voters - Republican	172			
Registered Voters - Democratic	15			
Registered Voters - Nonpartisan	83			
Ballots Cast - Total	88	22	66	0
Ballots Cast - Republican	80	22	58	0
Ballots Cast - Democratic	8	0	8	0
Ballots Cast - Nonpartisan	0	0	0	0
Ballots Cast - Blank	0	0	0	0
Voter Turnout - Total	32.59%			
Voter Turnout - Republican	46.51%			
Voter Turnout - Democratic	53.33%			
Voter Turnout - Nonpartisan	0.00%			

REP President

Vote For 1

	TOTAL	Election Day	Early Vote	Provisional
Christie, Chris	0	0	0	0
Ramaswamy, Vivek	1	0	1	0
Castro, John Anthony	1	1	0	0
Stuckenberg, David	0	0	0	0
Hutchinson, Asa	0	0	0	0
Haley, Nikki	7	0	7	0
Trump, Donald J.	70	20	50	0
Binkley, Ryan L.	0	0	0	0
DeSantis, Ron	1	1	0	0
Total Votes Cast	80	22	58	0

DEM President

Vote For 1

	TOTAL	Election Day	Early Vote	Provisional
Lozada, Frankie	0	0	0	0
Cornejo, Gabriel	0	0	0	0
Williamson, Marianne	0	0	0	0
Palmer, Jason Michael	0	0	0	0
Lyons, Stephen	0	0	0	0
Biden Jr., Joseph R.	8	0	8	0
Phillips, Dean	0	0	0	0
Total Votes Cast	8	0	8	0

202-WHITE HILLS-CG:9

Statistics	TOTAL	Election Day	Early Vote	Provisional
Registered Voters - Total	318			
Registered Voters - Republican	162			
Registered Voters - Democratic	47			
Registered Voters - Nonpartisan	109			
Ballots Cast - Total	74	14	59	1
Ballots Cast - Republican	61	13	48	0
Ballots Cast - Democratic	13	1	11	1
Ballots Cast - Nonpartisan	0	0	0	0
Ballots Cast - Blank	0	0	0	0
Voter Turnout - Total	23.27%			
Voter Turnout - Republican	37.65%			
Voter Turnout - Democratic	27.66%			
Voter Turnout - Nonpartisan	0.00%			

REP President

Vote For 1

	TOTAL	Election Day	Early Vote	Provisional
Christie, Chris	0	0	0	0
Ramaswamy, Vivek	0	0	0	0
Castro, John Anthony	0	0	0	0
Stuckenberg, David	0	0	0	0
Hutchinson, Asa	0	0	0	0
Haley, Nikki	7	1	6	0
Trump, Donald J.	54	12	42	0
Binkley, Ryan L.	0	0	0	0
DeSantis, Ron	0	0	0	0
Total Votes Cast	61	13	48	0

DEM President

Vote For 1

	TOTAL	Election Day	Early Vote	Provisional
Lozada, Frankie	0	0	0	0
Cornejo, Gabriel	0	0	0	0
Williamson, Marianne	1	0	1	0
Palmer, Jason Michael	1	0	1	0
Lyons, Stephen	0	0	0	0
Biden Jr., Joseph R.	11	1	9	1
Phillips, Dean	0	0	0	0
Total Votes Cast	13	1	11	1

Precinct Summary Results
 Presidential Preference Election
 March 19, 2024

OFFICIAL RESULTS

County of Mohave

203-YUCCA-CG:9

Statistics	TOTAL	Election Day	Early Vote	Provisional
Registered Voters - Total	800			
Registered Voters - Republican	451			
Registered Voters - Democratic	72			
Registered Voters - Nonpartisan	277			
Ballots Cast - Total	250	51	199	0
Ballots Cast - Republican	211	50	161	0
Ballots Cast - Democratic	39	1	38	0
Ballots Cast - Nonpartisan	0	0	0	0
Ballots Cast - Blank	0	0	0	0
Voter Turnout - Total	31.25%			
Voter Turnout - Republican	46.78%			
Voter Turnout - Democratic	54.17%			
Voter Turnout - Nonpartisan	0.00%			

REP President

Vote For 1

	TOTAL	Election Day	Early Vote	Provisional
Christie, Chris	0	0	0	0
Ramaswamy, Vivek	1	0	1	0
Castro, John Anthony	0	0	0	0
Stuckenberg, David	0	0	0	0
Hutchinson, Asa	0	0	0	0
Haley, Nikki	6	0	6	0
Trump, Donald J.	203	50	153	0
Binkley, Ryan L.	0	0	0	0
DeSantis, Ron	1	0	1	0
Total Votes Cast	211	50	161	0

DEM President

Vote For 1

	TOTAL	Election Day	Early Vote	Provisional
Lozada, Frankie	0	0	0	0
Cornejo, Gabriel	0	0	0	0
Williamson, Marianne	3	0	3	0
Palmer, Jason Michael	1	0	1	0
Lyons, Stephen	0	0	0	0
Biden Jr., Joseph R.	35	1	34	0
Phillips, Dean	0	0	0	0
Total Votes Cast	39	1	38	0

204-CHLORIDE-CG:9

Statistics	TOTAL	Election Day	Early Vote	Provisional
Registered Voters - Total	477			
Registered Voters - Republican	269			
Registered Voters - Democratic	48			
Registered Voters - Nonpartisan	160			
Ballots Cast - Total	140	21	118	1
Ballots Cast - Republican	114	19	94	1
Ballots Cast - Democratic	26	2	24	0
Ballots Cast - Nonpartisan	0	0	0	0
Ballots Cast - Blank	0	0	0	0
Voter Turnout - Total	29.35%			
Voter Turnout - Republican	42.38%			
Voter Turnout - Democratic	54.17%			
Voter Turnout - Nonpartisan	0.00%			

REP President

Vote For 1

	TOTAL	Election Day	Early Vote	Provisional
Christie, Chris	0	0	0	0
Ramaswamy, Vivek	0	0	0	0
Castro, John Anthony	0	0	0	0
Stuckenberg, David	0	0	0	0
Hutchinson, Asa	0	0	0	0
Haley, Nikki	8	0	8	0
Trump, Donald J.	105	19	85	1
Binkley, Ryan L.	1	0	1	0
DeSantis, Ron	0	0	0	0
Total Votes Cast	114	19	94	1

DEM President

Vote For 1

	TOTAL	Election Day	Early Vote	Provisional
Lozada, Frankie	1	0	1	0
Cornejo, Gabriel	1	0	1	0
Williamson, Marianne	0	0	0	0
Palmer, Jason Michael	0	0	0	0
Lyons, Stephen	0	0	0	0
Biden Jr., Joseph R.	22	2	20	0
Phillips, Dean	2	0	2	0
Total Votes Cast	26	2	24	0

205-NORTH CANYON-CG:9

Statistics	TOTAL	Election Day	Early Vote	Provisional
Registered Voters - Total	2,893			
Registered Voters - Republican	1,699			
Registered Voters - Democratic	57			
Registered Voters - Nonpartisan	1,137			
Ballots Cast - Total	193	39	154	0
Ballots Cast - Republican	178	36	142	0
Ballots Cast - Democratic	15	3	12	0
Ballots Cast - Nonpartisan	0	0	0	0
Ballots Cast - Blank	1	0	1	0
Voter Turnout - Total	6.67%			
Voter Turnout - Republican	10.48%			
Voter Turnout - Democratic	26.32%			
Voter Turnout - Nonpartisan	0.00%			

REP President

Vote For 1

	TOTAL	Election Day	Early Vote	Provisional
Christie, Chris	0	0	0	0
Ramaswamy, Vivek	1	0	1	0
Castro, John Anthony	1	1	0	0
Stuckenberg, David	0	0	0	0
Hutchinson, Asa	0	0	0	0
Haley, Nikki	9	1	8	0
Trump, Donald J.	165	34	131	0
Binkley, Ryan L.	1	0	1	0
DeSantis, Ron	1	0	1	0
Total Votes Cast	178	36	142	0

DEM President

Vote For 1

	TOTAL	Election Day	Early Vote	Provisional
Lozada, Frankie	0	0	0	0
Cornejo, Gabriel	0	0	0	0
Williamson, Marianne	1	0	1	0
Palmer, Jason Michael	0	0	0	0
Lyons, Stephen	0	0	0	0
Biden Jr., Joseph R.	13	3	10	0
Phillips, Dean	0	0	0	0
Total Votes Cast	14	3	11	0

206-OATMAN-CG:9

Statistics	TOTAL	Election Day	Early Vote	Provisional
Registered Voters - Total	161			
Registered Voters - Republican	90			
Registered Voters - Democratic	15			
Registered Voters - Nonpartisan	56			
Ballots Cast - Total	32	7	25	0
Ballots Cast - Republican	27	7	20	0
Ballots Cast - Democratic	5	0	5	0
Ballots Cast - Nonpartisan	0	0	0	0
Ballots Cast - Blank	0	0	0	0
Voter Turnout - Total	19.88%			
Voter Turnout - Republican	30.00%			
Voter Turnout - Democratic	33.33%			
Voter Turnout - Nonpartisan	0.00%			

REP President

Vote For 1

	TOTAL	Election Day	Early Vote	Provisional
Christie, Chris	1	0	1	0
Ramaswamy, Vivek	0	0	0	0
Castro, John Anthony	0	0	0	0
Stuckenberg, David	0	0	0	0
Hutchinson, Asa	0	0	0	0
Haley, Nikki	4	0	4	0
Trump, Donald J.	22	7	15	0
Binkley, Ryan L.	0	0	0	0
DeSantis, Ron	0	0	0	0
Total Votes Cast	27	7	20	0

DEM President

Vote For 1

	TOTAL	Election Day	Early Vote	Provisional
Lozada, Frankie	0	0	0	0
Cornejo, Gabriel	0	0	0	0
Williamson, Marianne	0	0	0	0
Palmer, Jason Michael	0	0	0	0
Lyons, Stephen	0	0	0	0
Biden Jr., Joseph R.	5	0	5	0
Phillips, Dean	0	0	0	0
Total Votes Cast	5	0	5	0

207-DESERT HILLS-CG:9

Statistics	TOTAL	Election Day	Early Vote	Provisional
Registered Voters - Total	2,612			
Registered Voters - Republican	1,673			
Registered Voters - Democratic	253			
Registered Voters - Nonpartisan	686			
Ballots Cast - Total	916	114	802	0
Ballots Cast - Republican	802	113	689	0
Ballots Cast - Democratic	114	1	113	0
Ballots Cast - Nonpartisan	0	0	0	0
Ballots Cast - Blank	4	0	4	0
Voter Turnout - Total	35.07%			
Voter Turnout - Republican	47.94%			
Voter Turnout - Democratic	45.06%			
Voter Turnout - Nonpartisan	0.00%			

REP President

Vote For 1

	TOTAL	Election Day	Early Vote	Provisional
Christie, Chris	3	0	3	0
Ramaswamy, Vivek	2	0	2	0
Castro, John Anthony	0	0	0	0
Stuckenberg, David	0	0	0	0
Hutchinson, Asa	1	1	0	0
Haley, Nikki	54	2	52	0
Trump, Donald J.	734	108	626	0
Binkley, Ryan L.	0	0	0	0
DeSantis, Ron	8	2	6	0
Total Votes Cast	802	113	689	0

DEM President

Vote For 1

	TOTAL	Election Day	Early Vote	Provisional
Lozada, Frankie	2	0	2	0
Cornejo, Gabriel	1	0	1	0
Williamson, Marianne	1	0	1	0
Palmer, Jason Michael	0	0	0	0
Lyons, Stephen	1	0	1	0
Biden Jr., Joseph R.	99	0	99	0
Phillips, Dean	6	1	5	0
Total Votes Cast	110	1	109	0

208-MEADVIEW-CG:9

Statistics	TOTAL	Election Day	Early Vote	Provisional
Registered Voters - Total	1,186			
Registered Voters - Republican	655			
Registered Voters - Democratic	163			
Registered Voters - Nonpartisan	368			
Ballots Cast - Total	407	78	323	6
Ballots Cast - Republican	315	73	236	6
Ballots Cast - Democratic	92	5	87	0
Ballots Cast - Nonpartisan	0	0	0	0
Ballots Cast - Blank	2	0	2	0
Voter Turnout - Total	34.32%			
Voter Turnout - Republican	48.09%			
Voter Turnout - Democratic	56.44%			
Voter Turnout - Nonpartisan	0.00%			

REP President

Vote For 1

	TOTAL	Election Day	Early Vote	Provisional
Christie, Chris	2	0	2	0
Ramaswamy, Vivek	0	0	0	0
Castro, John Anthony	0	0	0	0
Stuckenberg, David	0	0	0	0
Hutchinson, Asa	0	0	0	0
Haley, Nikki	26	2	24	0
Trump, Donald J.	285	69	210	6
Binkley, Ryan L.	0	0	0	0
DeSantis, Ron	2	2	0	0
Total Votes Cast	315	73	236	6

DEM President

Vote For 1

	TOTAL	Election Day	Early Vote	Provisional
Lozada, Frankie	0	0	0	0
Cornejo, Gabriel	2	0	2	0
Williamson, Marianne	5	0	5	0
Palmer, Jason Michael	0	0	0	0
Lyons, Stephen	0	0	0	0
Biden Jr., Joseph R.	82	5	77	0
Phillips, Dean	1	0	1	0
Total Votes Cast	90	5	85	0

209-DOLAN SPRINGS-CG:9

Statistics	TOTAL	Election Day	Early Vote	Provisional
Registered Voters - Total	1,251			
Registered Voters - Republican	531			
Registered Voters - Democratic	205			
Registered Voters - Nonpartisan	515			
Ballots Cast - Total	293	81	211	1
Ballots Cast - Republican	221	77	143	1
Ballots Cast - Democratic	72	4	68	0
Ballots Cast - Nonpartisan	0	0	0	0
Ballots Cast - Blank	2	1	1	0
Voter Turnout - Total	23.42%			
Voter Turnout - Republican	41.62%			
Voter Turnout - Democratic	35.12%			
Voter Turnout - Nonpartisan	0.00%			

REP President

Vote For 1

	TOTAL	Election Day	Early Vote	Provisional
Christie, Chris	4	1	3	0
Ramaswamy, Vivek	2	1	1	0
Castro, John Anthony	0	0	0	0
Stuckenberg, David	0	0	0	0
Hutchinson, Asa	0	0	0	0
Haley, Nikki	7	1	6	0
Trump, Donald J.	203	72	130	1
Binkley, Ryan L.	0	0	0	0
DeSantis, Ron	4	1	3	0
Total Votes Cast	220	76	143	1

DEM President

Vote For 1

	TOTAL	Election Day	Early Vote	Provisional
Lozada, Frankie	1	0	1	0
Cornejo, Gabriel	1	0	1	0
Williamson, Marianne	3	0	3	0
Palmer, Jason Michael	1	0	1	0
Lyons, Stephen	2	0	2	0
Biden Jr., Joseph R.	62	4	58	0
Phillips, Dean	1	0	1	0
Total Votes Cast	71	4	67	0

210-GOLDEN VALLEY-CG:9

Statistics	TOTAL	Election Day	Early Vote	Provisional
Registered Voters - Total	7,791			
Registered Voters - Republican	4,242			
Registered Voters - Democratic	894			
Registered Voters - Nonpartisan	2,655			
Ballots Cast - Total	2,261	403	1,850	8
Ballots Cast - Republican	1,870	392	1,470	8
Ballots Cast - Democratic	391	11	380	0
Ballots Cast - Nonpartisan	0	0	0	0
Ballots Cast - Blank	12	2	10	0
Voter Turnout - Total	29.02%			
Voter Turnout - Republican	44.08%			
Voter Turnout - Democratic	43.74%			
Voter Turnout - Nonpartisan	0.00%			

REP President

Vote For 1

	TOTAL	Election Day	Early Vote	Provisional
Christie, Chris	6	0	6	0
Ramaswamy, Vivek	2	0	2	0
Castro, John Anthony	0	0	0	0
Stuckenberg, David	2	0	2	0
Hutchinson, Asa	2	1	1	0
Haley, Nikki	100	1	99	0
Trump, Donald J.	1,738	386	1,344	8
Binkley, Ryan L.	1	0	1	0
DeSantis, Ron	13	1	12	0
Total Votes Cast	1,864	389	1,467	8

DEM President

Vote For 1

	TOTAL	Election Day	Early Vote	Provisional
Lozada, Frankie	0	0	0	0
Cornejo, Gabriel	0	0	0	0
Williamson, Marianne	12	0	12	0
Palmer, Jason Michael	2	0	2	0
Lyons, Stephen	3	0	3	0
Biden Jr., Joseph R.	353	11	342	0
Phillips, Dean	13	0	13	0
Total Votes Cast	383	11	372	0

211-BULLHEAD CITY-CG:9

Statistics	TOTAL	Election Day	Early Vote	Provisional
Registered Voters - Total	25,016			
Registered Voters - Republican	12,074			
Registered Voters - Democratic	4,135			
Registered Voters - Nonpartisan	8,807			
Ballots Cast - Total	6,639	757	5,876	6
Ballots Cast - Republican	5,117	713	4,398	6
Ballots Cast - Democratic	1,522	44	1,478	0
Ballots Cast - Nonpartisan	0	0	0	0
Ballots Cast - Blank	21	0	21	0
Voter Turnout - Total	26.54%			
Voter Turnout - Republican	42.38%			
Voter Turnout - Democratic	36.81%			
Voter Turnout - Nonpartisan	0.00%			

REP President

Vote For 1

	TOTAL	Election Day	Early Vote	Provisional
Christie, Chris	23	3	20	0
Ramaswamy, Vivek	7	1	6	0
Castro, John Anthony	1	0	1	0
Stuckenberg, David	5	0	5	0
Hutchinson, Asa	6	2	4	0
Haley, Nikki	373	6	367	0
Trump, Donald J.	4,644	698	3,940	6
Binkley, Ryan L.	6	0	6	0
DeSantis, Ron	43	3	40	0
Total Votes Cast	5,108	713	4,389	6

DEM President

Vote For 1

	TOTAL	Election Day	Early Vote	Provisional
Lozada, Frankie	11	0	11	0
Cornejo, Gabriel	17	0	17	0
Williamson, Marianne	49	1	48	0
Palmer, Jason Michael	16	0	16	0
Lyons, Stephen	11	0	11	0
Biden Jr., Joseph R.	1,360	42	1,318	0
Phillips, Dean	38	1	37	0
Total Votes Cast	1,502	44	1,458	0

212-MOHAVE VALLEY-CG:9

Statistics	TOTAL	Election Day	Early Vote	Provisional
Registered Voters - Total	15,717			
Registered Voters - Republican	8,213			
Registered Voters - Democratic	2,188			
Registered Voters - Nonpartisan	5,316			
Ballots Cast - Total	4,081	600	3,477	4
Ballots Cast - Republican	3,295	563	2,728	4
Ballots Cast - Democratic	786	37	749	0
Ballots Cast - Nonpartisan	0	0	0	0
Ballots Cast - Blank	7	0	7	0
Voter Turnout - Total	25.97%			
Voter Turnout - Republican	40.12%			
Voter Turnout - Democratic	35.92%			
Voter Turnout - Nonpartisan	0.00%			

REP President

Vote For 1

	TOTAL	Election Day	Early Vote	Provisional
Christie, Chris	11	1	10	0
Ramaswamy, Vivek	5	0	5	0
Castro, John Anthony	2	0	2	0
Stuckenberg, David	2	0	2	0
Hutchinson, Asa	1	0	1	0
Haley, Nikki	220	5	215	0
Trump, Donald J.	3,024	554	2,466	4
Binkley, Ryan L.	1	0	1	0
DeSantis, Ron	25	3	22	0
Total Votes Cast	3,291	563	2,724	4

DEM President

Vote For 1

	TOTAL	Election Day	Early Vote	Provisional
Lozada, Frankie	8	0	8	0
Cornejo, Gabriel	5	0	5	0
Williamson, Marianne	16	1	15	0
Palmer, Jason Michael	8	1	7	0
Lyons, Stephen	6	1	5	0
Biden Jr., Joseph R.	721	33	688	0
Phillips, Dean	17	1	16	0
Total Votes Cast	781	37	744	0

213-HACKBERRY-CG:9

Statistics	TOTAL	Election Day	Early Vote	Provisional
Registered Voters - Total	1,932			
Registered Voters - Republican	1,187			
Registered Voters - Democratic	185			
Registered Voters - Nonpartisan	560			
Ballots Cast - Total	704	157	547	0
Ballots Cast - Republican	617	152	465	0
Ballots Cast - Democratic	87	5	82	0
Ballots Cast - Nonpartisan	0	0	0	0
Ballots Cast - Blank	1	0	1	0
Voter Turnout - Total	36.44%			
Voter Turnout - Republican	51.98%			
Voter Turnout - Democratic	47.03%			
Voter Turnout - Nonpartisan	0.00%			

REP President

Vote For 1

	TOTAL	Election Day	Early Vote	Provisional
Christie, Chris	2	2	0	0
Ramaswamy, Vivek	2	0	2	0
Castro, John Anthony	0	0	0	0
Stuckenberg, David	0	0	0	0
Hutchinson, Asa	0	0	0	0
Haley, Nikki	48	4	44	0
Trump, Donald J.	559	143	416	0
Binkley, Ryan L.	2	1	1	0
DeSantis, Ron	4	2	2	0
Total Votes Cast	617	152	465	0

DEM President

Vote For 1

	TOTAL	Election Day	Early Vote	Provisional
Lozada, Frankie	1	0	1	0
Cornejo, Gabriel	1	1	0	0
Williamson, Marianne	2	0	2	0
Palmer, Jason Michael	0	0	0	0
Lyons, Stephen	0	0	0	0
Biden Jr., Joseph R.	79	4	75	0
Phillips, Dean	3	0	3	0
Total Votes Cast	86	5	81	0

214-TRUXTON-CG:9

Statistics

	TOTAL	Election Day	Early Vote	Provisional
Registered Voters - Total	203			
Registered Voters - Republican	124			
Registered Voters - Democratic	15			
Registered Voters - Nonpartisan	64			
Ballots Cast - Total	60	5	55	0
Ballots Cast - Republican	56	5	51	0
Ballots Cast - Democratic	4	0	4	0
Ballots Cast - Nonpartisan	0	0	0	0
Ballots Cast - Blank	0	0	0	0
Voter Turnout - Total	29.56%			
Voter Turnout - Republican	45.16%			
Voter Turnout - Democratic	26.67%			
Voter Turnout - Nonpartisan	0.00%			

REP President

Vote For 1

	TOTAL	Election Day	Early Vote	Provisional
Christie, Chris	0	0	0	0
Ramaswamy, Vivek	0	0	0	0
Castro, John Anthony	0	0	0	0
Stuckenberg, David	0	0	0	0
Hutchinson, Asa	0	0	0	0
Haley, Nikki	5	0	5	0
Trump, Donald J.	49	5	44	0
Binkley, Ryan L.	0	0	0	0
DeSantis, Ron	2	0	2	0
Total Votes Cast	56	5	51	0

DEM President

Vote For 1

	TOTAL	Election Day	Early Vote	Provisional
Lozada, Frankie	0	0	0	0
Cornejo, Gabriel	0	0	0	0
Williamson, Marianne	0	0	0	0
Palmer, Jason Michael	0	0	0	0
Lyons, Stephen	0	0	0	0
Biden Jr., Joseph R.	4	0	4	0
Phillips, Dean	0	0	0	0
Total Votes Cast	4	0	4	0

215-KINGMAN CENTRAL-CG:9

Statistics	TOTAL	Election Day	Early Vote	Provisional
Registered Voters - Total	5,911			
Registered Voters - Republican	2,805			
Registered Voters - Democratic	890			
Registered Voters - Nonpartisan	2,216			
Ballots Cast - Total	1,419	156	1,262	1
Ballots Cast - Republican	1,077	146	930	1
Ballots Cast - Democratic	342	10	332	0
Ballots Cast - Nonpartisan	0	0	0	0
Ballots Cast - Blank	8	1	7	0
Voter Turnout - Total	24.01%			
Voter Turnout - Republican	38.40%			
Voter Turnout - Democratic	38.43%			
Voter Turnout - Nonpartisan	0.00%			

REP President

Vote For 1

	TOTAL	Election Day	Early Vote	Provisional
Christie, Chris	7	0	7	0
Ramaswamy, Vivek	4	2	2	0
Castro, John Anthony	1	0	1	0
Stuckenberg, David	4	3	1	0
Hutchinson, Asa	1	0	1	0
Haley, Nikki	93	5	88	0
Trump, Donald J.	943	132	810	1
Binkley, Ryan L.	0	0	0	0
DeSantis, Ron	19	3	16	0
Total Votes Cast	1,072	145	926	1

DEM President

Vote For 1

	TOTAL	Election Day	Early Vote	Provisional
Lozada, Frankie	3	0	3	0
Cornejo, Gabriel	2	0	2	0
Williamson, Marianne	12	1	11	0
Palmer, Jason Michael	5	0	5	0
Lyons, Stephen	3	0	3	0
Biden Jr., Joseph R.	307	9	298	0
Phillips, Dean	7	0	7	0
Total Votes Cast	339	10	329	0

216-KINGMAN NORTH-CG:9

Statistics	TOTAL	Election Day	Early Vote	Provisional
Registered Voters - Total	7,873			
Registered Voters - Republican	4,006			
Registered Voters - Democratic	1,090			
Registered Voters - Nonpartisan	2,777			
Ballots Cast - Total	2,214	373	1,838	3
Ballots Cast - Republican	1,744	354	1,387	3
Ballots Cast - Democratic	470	19	451	0
Ballots Cast - Nonpartisan	0	0	0	0
Ballots Cast - Blank	7	0	7	0
Voter Turnout - Total	28.12%			
Voter Turnout - Republican	43.53%			
Voter Turnout - Democratic	43.12%			
Voter Turnout - Nonpartisan	0.00%			

REP President

Vote For 1

	TOTAL	Election Day	Early Vote	Provisional
Christie, Chris	7	0	7	0
Ramaswamy, Vivek	8	0	8	0
Castro, John Anthony	0	0	0	0
Stuckenberg, David	5	0	5	0
Hutchinson, Asa	3	0	3	0
Haley, Nikki	123	7	116	0
Trump, Donald J.	1,581	345	1,233	3
Binkley, Ryan L.	3	0	3	0
DeSantis, Ron	14	2	12	0
Total Votes Cast	1,744	354	1,387	3

DEM President

Vote For 1

	TOTAL	Election Day	Early Vote	Provisional
Lozada, Frankie	10	0	10	0
Cornejo, Gabriel	3	0	3	0
Williamson, Marianne	16	1	15	0
Palmer, Jason Michael	6	1	5	0
Lyons, Stephen	6	0	6	0
Biden Jr., Joseph R.	404	15	389	0
Phillips, Dean	18	2	16	0
Total Votes Cast	463	19	444	0

217-KINGMAN SOUTH-CG:9

Statistics	TOTAL	Election Day	Early Vote	Provisional
Registered Voters - Total	8,897			
Registered Voters - Republican	5,057			
Registered Voters - Democratic	1,114			
Registered Voters - Nonpartisan	2,726			
Ballots Cast - Total	2,951	438	2,508	5
Ballots Cast - Republican	2,452	424	2,023	5
Ballots Cast - Democratic	499	14	485	0
Ballots Cast - Nonpartisan	0	0	0	0
Ballots Cast - Blank	6	0	6	0
Voter Turnout - Total	33.17%			
Voter Turnout - Republican	48.49%			
Voter Turnout - Democratic	44.79%			
Voter Turnout - Nonpartisan	0.00%			

REP President

Vote For 1

	TOTAL	Election Day	Early Vote	Provisional
Christie, Chris	4	0	4	0
Ramaswamy, Vivek	10	2	8	0
Castro, John Anthony	1	0	1	0
Stuckenberg, David	1	0	1	0
Hutchinson, Asa	2	0	2	0
Haley, Nikki	241	13	228	0
Trump, Donald J.	2,154	406	1,743	5
Binkley, Ryan L.	5	0	5	0
DeSantis, Ron	31	3	28	0
Total Votes Cast	2,449	424	2,020	5

DEM President

Vote For 1

	TOTAL	Election Day	Early Vote	Provisional
Lozada, Frankie	6	0	6	0
Cornejo, Gabriel	2	0	2	0
Williamson, Marianne	13	1	12	0
Palmer, Jason Michael	2	0	2	0
Lyons, Stephen	6	1	5	0
Biden Jr., Joseph R.	446	12	434	0
Phillips, Dean	19	0	19	0
Total Votes Cast	494	14	480	0

218-KINGMAN EAST-CG:9

Statistics	TOTAL	Election Day	Early Vote	Provisional
Registered Voters - Total	11,640			
Registered Voters - Republican	6,106			
Registered Voters - Democratic	1,426			
Registered Voters - Nonpartisan	4,108			
Ballots Cast - Total	3,056	422	2,633	1
Ballots Cast - Republican	2,490	403	2,086	1
Ballots Cast - Democratic	566	19	547	0
Ballots Cast - Nonpartisan	0	0	0	0
Ballots Cast - Blank	14	0	14	0
Voter Turnout - Total	26.25%			
Voter Turnout - Republican	40.78%			
Voter Turnout - Democratic	39.69%			
Voter Turnout - Nonpartisan	0.00%			

REP President

Vote For 1

	TOTAL	Election Day	Early Vote	Provisional
Christie, Chris	9	1	8	0
Ramaswamy, Vivek	6	1	5	0
Castro, John Anthony	0	0	0	0
Stuckenberg, David	5	1	4	0
Hutchinson, Asa	3	0	3	0
Haley, Nikki	172	7	165	0
Trump, Donald J.	2,252	387	1,864	1
Binkley, Ryan L.	4	0	4	0
DeSantis, Ron	32	5	27	0
Total Votes Cast	2,483	402	2,080	1

DEM President

Vote For 1

	TOTAL	Election Day	Early Vote	Provisional
Lozada, Frankie	2	0	2	0
Cornejo, Gabriel	5	0	5	0
Williamson, Marianne	16	5	11	0
Palmer, Jason Michael	12	0	12	0
Lyons, Stephen	4	0	4	0
Biden Jr., Joseph R.	491	14	477	0
Phillips, Dean	27	0	27	0
Total Votes Cast	557	19	538	0

219-LAKE HAVASU NORTH-CG:9

Statistics	TOTAL	Election Day	Early Vote	Provisional
Registered Voters - Total	10,982			
Registered Voters - Republican	7,013			
Registered Voters - Democratic	1,195			
Registered Voters - Nonpartisan	2,774			
Ballots Cast - Total	3,879	452	3,425	2
Ballots Cast - Republican	3,313	439	2,872	2
Ballots Cast - Democratic	566	13	553	0
Ballots Cast - Nonpartisan	0	0	0	0
Ballots Cast - Blank	14	0	14	0
Voter Turnout - Total	35.32%			
Voter Turnout - Republican	47.24%			
Voter Turnout - Democratic	47.36%			
Voter Turnout - Nonpartisan	0.00%			

REP President

Vote For 1

	TOTAL	Election Day	Early Vote	Provisional
Christie, Chris	9	0	9	0
Ramaswamy, Vivek	14	0	14	0
Castro, John Anthony	0	0	0	0
Stuckenberg, David	1	0	1	0
Hutchinson, Asa	3	0	3	0
Haley, Nikki	309	9	300	0
Trump, Donald J.	2,952	429	2,521	2
Binkley, Ryan L.	1	0	1	0
DeSantis, Ron	18	1	17	0
Total Votes Cast	3,307	439	2,866	2

DEM President

Vote For 1

	TOTAL	Election Day	Early Vote	Provisional
Lozada, Frankie	2	0	2	0
Cornejo, Gabriel	3	0	3	0
Williamson, Marianne	17	0	17	0
Palmer, Jason Michael	11	0	11	0
Lyons, Stephen	8	0	8	0
Biden Jr., Joseph R.	499	12	487	0
Phillips, Dean	15	1	14	0
Total Votes Cast	555	13	542	0

220-LAKE HAVASU SOUTH-CG:9

Statistics	TOTAL	Election Day	Early Vote	Provisional
Registered Voters - Total	28,742			
Registered Voters - Republican	17,320			
Registered Voters - Democratic	3,395			
Registered Voters - Nonpartisan	8,027			
Ballots Cast - Total	8,931	987	7,934	10
Ballots Cast - Republican	7,514	948	6,556	10
Ballots Cast - Democratic	1,417	39	1,378	0
Ballots Cast - Nonpartisan	0	0	0	0
Ballots Cast - Blank	33	1	32	0
Voter Turnout - Total	31.07%			
Voter Turnout - Republican	43.38%			
Voter Turnout - Democratic	41.74%			
Voter Turnout - Nonpartisan	0.00%			

REP President

Vote For 1

	TOTAL	Election Day	Early Vote	Provisional
Christie, Chris	34	7	27	0
Ramaswamy, Vivek	15	2	13	0
Castro, John Anthony	2	1	1	0
Stuckenberg, David	7	1	6	0
Hutchinson, Asa	4	0	4	0
Haley, Nikki	618	26	592	0
Trump, Donald J.	6,741	899	5,832	10
Binkley, Ryan L.	5	0	5	0
DeSantis, Ron	68	9	59	0
Total Votes Cast	7,494	945	6,539	10

DEM President

Vote For 1

	TOTAL	Election Day	Early Vote	Provisional
Lozada, Frankie	10	0	10	0
Cornejo, Gabriel	4	1	3	0
Williamson, Marianne	33	0	33	0
Palmer, Jason Michael	14	2	12	0
Lyons, Stephen	7	0	7	0
Biden Jr., Joseph R.	1,293	34	1,259	0
Phillips, Dean	36	2	34	0
Total Votes Cast	1,397	39	1,358	0

221-LITTLEFIELD-CG:9

Statistics	TOTAL	Election Day	Early Vote	Provisional
Registered Voters - Total	2,402			
Registered Voters - Republican	943			
Registered Voters - Democratic	323			
Registered Voters - Nonpartisan	1,136			
Ballots Cast - Total	449	75	374	0
Ballots Cast - Republican	331	63	268	0
Ballots Cast - Democratic	118	12	106	0
Ballots Cast - Nonpartisan	0	0	0	0
Ballots Cast - Blank	1	0	1	0
Voter Turnout - Total	18.69%			
Voter Turnout - Republican	35.10%			
Voter Turnout - Democratic	36.53%			
Voter Turnout - Nonpartisan	0.00%			

REP President

Vote For 1

	TOTAL	Election Day	Early Vote	Provisional
Christie, Chris	0	0	0	0
Ramaswamy, Vivek	1	0	1	0
Castro, John Anthony	1	0	1	0
Stuckenberg, David	0	0	0	0
Hutchinson, Asa	0	0	0	0
Haley, Nikki	28	1	27	0
Trump, Donald J.	296	61	235	0
Binkley, Ryan L.	2	0	2	0
DeSantis, Ron	3	1	2	0
Total Votes Cast	331	63	268	0

DEM President

Vote For 1

	TOTAL	Election Day	Early Vote	Provisional
Lozada, Frankie	0	0	0	0
Cornejo, Gabriel	3	0	3	0
Williamson, Marianne	3	0	3	0
Palmer, Jason Michael	1	0	1	0
Lyons, Stephen	0	0	0	0
Biden Jr., Joseph R.	105	12	93	0
Phillips, Dean	5	0	5	0
Total Votes Cast	117	12	105	0

222-GOLDEN SHORES-CG:9

Statistics	TOTAL	Election Day	Early Vote	Provisional
Registered Voters - Total	1,476			
Registered Voters - Republican	820			
Registered Voters - Democratic	188			
Registered Voters - Nonpartisan	468			
Ballots Cast - Total	430	90	339	1
Ballots Cast - Republican	359	86	272	1
Ballots Cast - Democratic	71	4	67	0
Ballots Cast - Nonpartisan	0	0	0	0
Ballots Cast - Blank	1	0	1	0
Voter Turnout - Total	29.13%			
Voter Turnout - Republican	43.78%			
Voter Turnout - Democratic	37.77%			
Voter Turnout - Nonpartisan	0.00%			

REP President

Vote For 1

	TOTAL	Election Day	Early Vote	Provisional
Christie, Chris	1	0	1	0
Ramaswamy, Vivek	1	0	1	0
Castro, John Anthony	0	0	0	0
Stuckenberg, David	0	0	0	0
Hutchinson, Asa	0	0	0	0
Haley, Nikki	24	3	21	0
Trump, Donald J.	331	82	248	1
Binkley, Ryan L.	0	0	0	0
DeSantis, Ron	1	1	0	0
Total Votes Cast	358	86	271	1

DEM President

Vote For 1

	TOTAL	Election Day	Early Vote	Provisional
Lozada, Frankie	0	0	0	0
Cornejo, Gabriel	1	0	1	0
Williamson, Marianne	2	0	2	0
Palmer, Jason Michael	1	0	1	0
Lyons, Stephen	2	1	1	0
Biden Jr., Joseph R.	63	3	60	0
Phillips, Dean	1	0	1	0
Total Votes Cast	70	4	66	0

223-MOCCASIN-CG:2

Statistics

	TOTAL	Election Day	Early Vote	Provisional
Registered Voters - Total	162			
Registered Voters - Republican	59			
Registered Voters - Democratic	28			
Registered Voters - Nonpartisan	75			
Ballots Cast - Total	23	7	16	0
Ballots Cast - Republican	18	7	11	0
Ballots Cast - Democratic	5	0	5	0
Ballots Cast - Nonpartisan	0	0	0	0
Ballots Cast - Blank	0	0	0	0
Voter Turnout - Total	14.20%			
Voter Turnout - Republican	30.51%			
Voter Turnout - Democratic	17.86%			
Voter Turnout - Nonpartisan	0.00%			

REP President

Vote For 1

	TOTAL	Election Day	Early Vote	Provisional
Christie, Chris	0	0	0	0
Ramaswamy, Vivek	0	0	0	0
Castro, John Anthony	0	0	0	0
Stuckenberg, David	0	0	0	0
Hutchinson, Asa	0	0	0	0
Haley, Nikki	0	0	0	0
Trump, Donald J.	18	7	11	0
Binkley, Ryan L.	0	0	0	0
DeSantis, Ron	0	0	0	0
Total Votes Cast	18	7	11	0

DEM President

Vote For 1

	TOTAL	Election Day	Early Vote	Provisional
Lozada, Frankie	0	0	0	0
Cornejo, Gabriel	0	0	0	0
Williamson, Marianne	1	0	1	0
Palmer, Jason Michael	0	0	0	0
Lyons, Stephen	0	0	0	0
Biden Jr., Joseph R.	4	0	4	0
Phillips, Dean	0	0	0	0
Total Votes Cast	5	0	5	0

224-PEACH SPRINGS-CG:2

Statistics	TOTAL	Election Day	Early Vote	Provisional
Registered Voters - Total	563			
Registered Voters - Republican	41			
Registered Voters - Democratic	222			
Registered Voters - Nonpartisan	300			
Ballots Cast - Total	32	9	23	0
Ballots Cast - Republican	2	1	1	0
Ballots Cast - Democratic	30	8	22	0
Ballots Cast - Nonpartisan	0	0	0	0
Ballots Cast - Blank	1	1	0	0
Voter Turnout - Total	5.68%			
Voter Turnout - Republican	4.88%			
Voter Turnout - Democratic	13.51%			
Voter Turnout - Nonpartisan	0.00%			

REP President

Vote For 1

	TOTAL	Election Day	Early Vote	Provisional
Christie, Chris	0	0	0	0
Ramaswamy, Vivek	0	0	0	0
Castro, John Anthony	0	0	0	0
Stuckenberg, David	0	0	0	0
Hutchinson, Asa	0	0	0	0
Haley, Nikki	0	0	0	0
Trump, Donald J.	1	0	1	0
Binkley, Ryan L.	0	0	0	0
DeSantis, Ron	1	1	0	0
Total Votes Cast	2	1	1	0

DEM President


Vote For 1

	TOTAL	Election Day	Early Vote	Provisional
Lozada, Frankie	1	1	0	0
Cornejo, Gabriel	0	0	0	0
Williamson, Marianne	0	0	0	0
Palmer, Jason Michael	0	0	0	0
Lyons, Stephen	0	0	0	0
Biden Jr., Joseph R.	28	6	22	0
Phillips, Dean	0	0	0	0
Total Votes Cast	29	7	22	0

Presidential Preference Election Rejected Ballots Report - March 19, 2024				
Precinct Number	Precinct Name	Rejected Early Ballots	Rejected Provisional Ballots	Total Rejected Ballots
201	Wikieup	1	3	4
202	White Hills	7	5	12
203	Yucca	15	1	16
204	Chloride	6	0	6
205	North Canyon	10	6	16
206	Oatman	4	2	6
207	Desert Hills	38	1	39
208	Meadview	7	7	14
209	Dolan Springs	10	4	14
210	Golden Valley	72	7	79
211	Bullhead City	302	67	369
212	Mohave Valley	172	33	205
213	Hackberry	25	3	28
214	Truxton	0	0	0
215	Kingman Central	57	5	62
216	North Kingman	85	12	97
217	Kingman South	103	15	118
218	Kingman East	104	6	110
219	Lake Havasu North	163	20	183
220	Lake Havasu South	346	29	375
221	Littlefield	16	13	29
222	Golden Shores	30	10	40
223	Moccasin	1	1	2
224	Peach Springs	3	1	4
	TOTALS	1577	251	1828

MOHAVE COUNTY ELECTIONS DEPARTMENT

P.O. BOX 7000 700 W. BEALE STREET KINGMAN, AZ 86402-7000
TELEPHONE (928) 753-0733 • FAX (928) 718-4956
E-mail: elections@mohave.gov
Website: www.mohave.gov



MOHAVE COUNTY Hand Count / Early Ballot Audit Report

Synopsis:

Pursuant to A.R.S. §16-248 Mohave County conducted the hand count/early ballot audit for the March 19, 2024 Presidential Preference Election. 2% of precincts were counted as required by statute, which amounted to 2 precincts out of 24 total precincts.

The hand count began on March 20, 2024 at 2 p.m. when the Mohave County Chairmen of the Republican and Democratic Parties met to select the races, precincts, and early ballot audit batches to be counted. All ballots were accounted for in the central counting location before the selection process started. The selection order was chosen by lot, and the Democrat Party was chosen to go first.

With the order established, the specific precincts to be counted were selected with the County Party Chairmen alternating the selection. Once the precincts were chosen, the race to be counted was selected.

One race was chosen according to the selection process outlined in the election's procedure manual. Specifically, the Republican Party Candidates for President of the United States was counted:


The master precinct and race selection worksheet is attached for review. The physical hand count started at 8 AM on March 23rd and was concluded at 9:30 AM that day. The tabulation method used was the stacking method. The hand count was conducted by four boards made up of 3 members each, of which not more than 2 members were from the same political party. This hand count counted votes tabulated on central count digital ballot scanners located within the Mohave County Elections Department.

Early Ballot Audit:

The 1% of early ballots as required per Arizona State Law consisted of 3 batches, each containing 100 early ballots. There were 30,818 early ballots cast in the Mohave County 2024 Presidential Preference Election.

Comments:

All hand counts came out perfect. Attached are the precinct hand count and early ballot audit results.


Allen P. Tempert, Mohave County Elections Director

AGGREGATE-PRECINCT HAND COUNT REPORT-TOTAL FROM ALL PRECINCTS

Election: 2024 PRES.PREF. ELECTION

Race Category: FEDERAL REP

Race: PRESIDENT OF THE U.S.

Precinct & Polling Location	Hand Count Total	Machine Count Total	Absolute Difference
217 St. Mary Roman Catholic Parish	53	53	0
211 Community Lutheran Church	12	12	0
Totals:	65	65	0

Aggregated Margin

Margin=Absolute Difference / Machine Count x 100%	0.00%
---	-------

INSPECTOR BD. SET 1: Paul J Smith 3/23/24 DEM CHAIR

INSPECTOR BD. SET 2: Ben Cooper 3/23/24 Rep Chair

AGGREGATE-EARLY BALLOT AUDIT- HAND COUNT REPORT-TOTAL FROM ALL BATCHES

Election: 2024 PRES.PREF. ELECTION

Race Category: **FEDERAL REP**

Race: **PRESIDENT OF THE U.S.**

Candidate	Hand Count Total	Machine Count Total	Absolute Difference
CHRISTIE, CHRIS	0	0	0
RAMASWAMY, VIVEK	1	1	0
CASTRO, JOHN ANTHONY	0	0	0
STUCKENBERG, DAVID	0	0	0
HUTCHINSON, ASA	0	0	0
HALEY, NIKKI	28	28	0
TRUMP, DONALD J.	179	179	0
BINKLEY, RYAN L.	0	0	0
DESANTIS, RON	2	2	0
Totals:	210	210	0

Aggregated Margin

Margin=Absolute Difference / Machine Count x 100%	0.00%
---	-------

INSPECTOR: *Paul J Smith* 3/23/24 DEM CHAIR

Susan Cooper 3/23/24 REP CHAIR

8-9:30
3/23

Master Precinct and Race Selection Worksheet

Election: Presidential Preference Election 2024

SECTION A. SELECTED PRECINCTS (LIST IN ORDER SELECTED)

St. MARY 1506	Community Lutheran BHL		

SECTION B. NUMBER OF RACES TO COUNT PER CATEGORY

RACE CATEGORY	TICK MARK TALLY	NUMBER OF CATEGORY	HAND COUNT MARGIN
1. Presidential			
2. Statewide Candidate			
3. Statewide Ballot Measure			
4. Federal Candidate			
5. State Legislative			
Additional Races Needed			

SECTION C. RACES TO BE CONTED IN EACH SELECTED PRECINCT

RACE TO BE COUNTED	CATEGORY OF RACE
1. President of U.S. - Rep.	Federal
2.	
3.	
4.	
5.	

217 Kingman South
 St. Mary Roman Catholic Parish
 211 Bullhead City
 Community Lutheran Church
 Republican President

EB Batches

2, 5, 7